

Blow-up analysis of a nonlocal Liouville-type equation

Francesca Da Lio* Luca Martinazzi† Tristan Riviere*

March 30, 2015

Abstract

In this paper we perform a blow-up and quantization analysis of the following nonlocal Liouville-type equation

$$(-\Delta)^{\frac{1}{2}}u = \kappa e^u - 1 \text{ in } S^1, \tag{1}$$

where $(-\Delta)^{\frac{1}{2}}$ stands for the fractional Laplacian and κ is a bounded function. We interpret equation (1) as the prescribed curvature equation to a curve in conformal parametrization. We also establish a relation between equation (1) and the analogous equation in \mathbb{R}

$$(-\Delta)^{\frac{1}{2}}u = Ke^u \text{ in } \mathbb{R}, \tag{2}$$

with K bounded on \mathbb{R} .

Contents

1	Introduction	2
2	Nonlocal Liouville equation in S^1	10
2.1	Geometric Interpretation of the Liouville equation in S^1	10
2.2	Connection with half-harmonic maps	19
3	Compactness of the Liouville equation in S^1	20
3.1	The ε -regularity lemma and first compactness result.	21
3.2	Blow-up Analysis	26
3.3	Quantization result: Proof of Theorems 1.2 and 1.4	38
4	Relation between the Liouville equations in \mathbb{R} and S^1	41

*Department of Mathematics, ETH Zürich, Rämistrasse 101, 8092 Zürich, Switzerland.

†Department of Mathematics and Computer Science, Universität Basel, Spiegelgasse 1, 4051 Basel, Switzerland. Supported by the Swiss National Foundation.

5	Proof of Theorem 1.6 and Proposition 1.1	45
5.1	Alternative proof of Theorem 1.6	51
A	The fractional Laplacian	53
A.1	The half-Laplacian on S^1	53
A.2	The half-Laplacian on \mathbb{R}	54
B	Useful results from complex analysis	56

1 Introduction

The equation prescribing the scalar curvature within a conformal class of manifolds is an old problem which has stimulated a lot of works in geometry and analysis. In dimension $n = 2$ it is the so-called Liouville equation. More precisely if (Σ, g_0) is a smooth, closed Riemann surface with Gauss curvature K_{g_0} , an easy computation shows that a function $K(x)$ is the Gauss curvature for some metric $g = e^{2u}g_0$ conformally equivalent to the metric g_0 with $u: \Sigma \rightarrow \mathbb{R}$, if and only if there exists a solution $u = u(x)$ of

$$-\Delta_{g_0}u = Ke^{2u} - K_{g_0}, \quad \text{on } \Sigma \tag{3}$$

where Δ_{g_0} is the Laplace Beltrami operator on (Σ, g_0) , (see e.g. [8] for more details).

In particular when $\Sigma = \mathbb{R}$ or $\Sigma = S^2$ equation (3) reads respectively

$$-\Delta u = Ke^{2u}, \quad \text{on } \mathbb{R}^2 \tag{4}$$

and

$$-\Delta_{S^2}u = Ke^{2u} - 1, \quad \text{on } S^2. \tag{5}$$

Both equations (4) and (5) have been largely studied in the literature. Here we would like to recall the famous blow-up result by Brézis and Merle in [4] concerning Equation (4).

Theorem 1.1 (Thm 3, [4]) *Assume $(u_k) \subset L^1(\Omega)$, Ω open subset of \mathbb{R}^2 , is a sequence of solutions to (4) satisfying for some $1 < p \leq \infty$, $K_k \geq 0$, $\|K_k\|_{L^p} \leq C_1$, and $\|e^{u_k}\|_{L^{p'}} \leq C_2$. Then up to subsequences the following alternatives hold: either (u_k) is bounded in $L^\infty_{\text{loc}}(\Omega)$, or $u_k(x) \rightarrow -\infty$ uniformly on compact subsets of Ω , or there is a finite nonempty set $B = \{a_1, \dots, a_N\} \subset \Omega$ (blow-up set) such that $u_k(x) \rightarrow -\infty$ on compact subsets of $\Omega \setminus B$. In addition in this last case $K_k e^{2u_k}$ converges in the sense of measure on Ω to $\sum_{i=1}^N \alpha_i \delta_{a_i}$, with $\alpha_i \geq \frac{2\pi}{p'}$.*

The purpose of this work is to investigate an analogue prescribed curvature problem in dimension 1. Even if this is a classical problem, it has never been studied so far (up to our knowledge) from the point of view of conformal geometry. In the case for instance of a planar Jordan curve (namely a continuous closed and simple curve) there is the possibility

to parametrize it through the trace of the Riemann mapping between the disk D^2 and the simply connected domain enclosed by the curve. The equation corresponding to such a parametrization reads as follow

$$(-\Delta)^{\frac{1}{2}}\lambda = \kappa e^\lambda - 1 \text{ in } S^1 \quad (6)$$

where $e^\lambda d\theta$ and $\kappa e^\lambda d\theta$ are respectively the length form and the curvature density of the curve in this parametrization. The definition and relevant properties of the operator $(-\Delta)^{\frac{1}{2}}$ will be given in the appendix.

In this paper we are going to study the space of solutions to Equation (6) and show that, modulus the action of Möbius transformations of the disk, there is correspondence between these solutions and the boundary traces of conformal immersions of the disk. This property can be seen as a sort of generalized Riemann Mapping Theorem.

This permits us to perform a complete blow-up analysis of equation (6) in the spirit of Theorem 1.1, even if we do not get exactly the same dichotomy. More precisely our first main result is the following theorem.

Theorem 1.2 *Let $(\lambda_k) \subset L^1(S^1, \mathbb{R})$ be a sequence with*

$$L_k := \|e^{\lambda_k}\|_{L^1(S^1)} \leq \bar{L} \quad (7)$$

satisfying

$$(-\Delta)^{\frac{1}{2}}\lambda_k = \kappa_k e^{\lambda_k} - 1 \text{ in } S^1, \quad (8)$$

where $\kappa_k \in L^\infty(S^1, \mathbb{R})$ satisfies

$$\|\kappa_k\|_{L^\infty(S^1)} \leq \bar{\kappa}. \quad (9)$$

Then up to subsequence we have $\kappa_k e^{\lambda_k} \rightharpoonup \mu$ weakly in $W_{\text{loc}}^{1,p}(S^1 \setminus B)$ for every $p < \infty$, where μ is a Radon measure, $B := \{a_1, \dots, a_N\}$ is a (possibly empty) subset of S^1 and $\kappa_k \xrightarrow{} \kappa_\infty$ in $L^\infty(S^1)$. Set $\bar{\lambda}_k := \frac{1}{2\pi} \int_{S^1} \lambda_k d\theta$. Then one of the following alternatives holds:*

i) $\bar{\lambda}_k \rightarrow -\infty$ as $k \rightarrow \infty$, $N = 1$ and $\mu = 2\pi\delta_{a_1}$. In this case

$$v_k := \lambda_k - \bar{\lambda}_k \rightharpoonup v_\infty \text{ in } W_{\text{loc}}^{1,p}(S^1 \setminus \{a_1\}) \text{ for every } p < \infty,$$

where $v_\infty(e^{i\theta}) = -\log(2(1 - \cos(\theta - \theta_1)))$ for $a_1 = e^{i\theta_1}$, solving

$$(-\Delta)^{\frac{1}{2}}v_\infty = -1 + 2\pi\delta_{a_1} \text{ in } S^1. \quad (10)$$

ii) $\bar{\lambda}_k \rightarrow -\infty$ as $k \rightarrow \infty$, $N = 2$ and $\mu = \pi(\delta_{a_1} + \delta_{a_2})$. In this case

$$v_k := \lambda_k - \bar{\lambda}_k \rightharpoonup v_\infty \text{ in } W_{\text{loc}}^{1,p}(S^1 \setminus \{a_1, a_2\}) \text{ for every } p < \infty,$$

where

$$v_\infty(e^{i\theta}) = -\frac{1}{2} \log(2(1 - \cos(\theta - \theta_1))) - \frac{1}{2} \log(2(1 - \cos(\theta - \theta_2))), \quad a_1 = e^{i\theta_1}, a_2 = e^{i\theta_2}$$

solves

$$(-\Delta)^{\frac{1}{2}}v_\infty = -1 + \pi\delta_{a_1} + \pi\delta_{a_2} \quad \text{in } S^1. \quad (11)$$

iii) $|\bar{\lambda}_k| \leq C$ and $\mu = \kappa_\infty e^{\lambda_\infty} + \pi(\delta_{a_1} + \dots + \delta_{a_N})$ for some $\lambda_\infty \in W_{\text{loc}}^{1,p}(S^1 \setminus B)$, with $\lambda_\infty, e^{\lambda_\infty} \in L^1(S^1)$ and

$$(-\Delta)^{\frac{1}{2}}\lambda_\infty = \kappa_\infty e^{\lambda_\infty} - 1 + \sum_{i=1}^N \pi\delta_{a_i} \quad \text{in } S^1. \quad (12)$$

We would like to stress that we obtain a *quantization-type* result, namely the curvature concentrating at each blow-up point is precisely π , without any assumption on the sign of the curvature (this hypothesis is crucial in [4]) and on the convergence of the κ_k . Actually several works on equations (4) and (5) have extended the result of Brézis and Merle showing that, under the crucial assumption that the prescribed curvatures K_k converge in C^0 , the amount of curvature concentrating at each point is a multiple of 4π , i.e. a multiple of the total Gaussian curvature of S^2 , see e.g. [23] (Also higher-dimensional extensions were studied under the same strong assumptions of convergence of K_k in C^0 or even C^1 , see e.g. [16], [25] and [28].) In [4] the functions K_k can belong to $L^p(\mathbb{R})$, with $1 < p \leq +\infty$. We believe that in the case of the nonlocal Liouville equation (6) the quantization result by π does not hold once we replace $\kappa \in L^\infty$ by $\kappa \in L^p$ with $1 < p < +\infty$.

The fact that we are able to prove a quantization result only under the minimal (and geometrically meaningful) bounds (7)-(9) is better understandable through the geometric interpretation that we give to equation (8). Indeed given a solution λ to the equation (6), with $\kappa \in L^\infty(S^1)$, the function e^λ provides a ‘‘conformal’’ parametrization of a closed curve $\gamma: S^1 \rightarrow \mathbb{C}$ in normal parametrization and whose curvature at the point $\gamma(z)$ is exactly $\kappa(z)$.

Precisely let us define:

Definition 1.1 *A function $\Phi \in C^1(\bar{D}^2, \mathbb{C})$ is called a holomorphic immersion if Φ is holomorphic in D^2 and $\Phi'(z) := \partial_z \Phi(z) \neq 0$ for every $z \in \bar{D}^2$.*

A curve $\gamma \in C^1(S^1, \mathbb{C})$ is said to be in normal parametrization if $|\dot{\gamma}| \equiv \text{const}$ and in conformal parametrization if there exists a holomorphic immersion $\Phi \in C^1(\bar{D}^2, \mathbb{C})$ with $\Phi|_{S^1} = \gamma$.

Then we have the following characterization:

Theorem 1.3 *A function $\lambda \in L^1(S^1, \mathbb{C})$ with $L := \|e^\lambda\|_{L^1(S^1)} < \infty$ satisfies*

$$(-\Delta)^{\frac{1}{2}}\lambda = \kappa e^\lambda - 1 \quad \text{in } S^1 \quad (13)$$

for some function $\kappa: S^1 \rightarrow \mathbb{R}$, $\kappa \in L^\infty(S^1)$, if and only if there exists a closed curve $\gamma \in W^{2,\infty}(S^1, \mathbb{C})$, (see Fig.1 and Fig.2, Fig.5,) with $|\dot{\gamma}| \equiv \frac{L}{2\pi}$, a holomorphic immersion $\Phi: \bar{D}^2 \rightarrow \mathbb{C}$ a diffeomorphism $\sigma: S^1 \rightarrow S^1$, such that $\Phi \circ \sigma(z) = \gamma(z)$ for all $z \in S^1$,

$$|\Phi'(z)| = e^{\lambda(z)}, \quad z \in S^1, \quad (14)$$

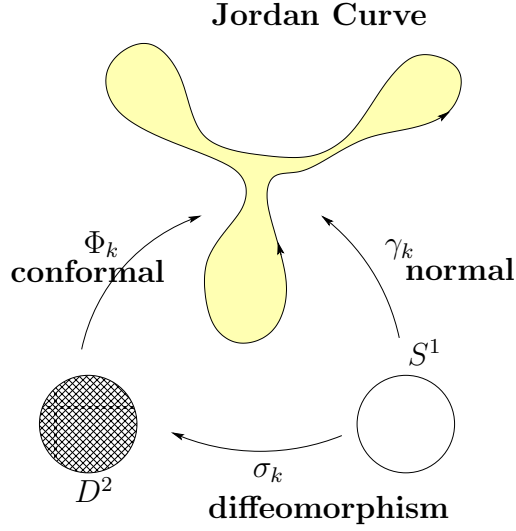


Figure 1: A Jordan curve

and the curvature of $\Phi(S^1)$ is κ . While Φ uniquely determines λ via (14), λ determines Φ up to a rotation and a translation. Moreover it holds

$$|\Phi'(z)| = e^{\tilde{\lambda}(z)}, \quad z \in \bar{D}^2, \quad (15)$$

where $\tilde{\lambda} : D^2 \rightarrow \mathbb{R}$ is the harmonic extension of λ . \square

Theorem 1.3 allows us to interpret and re-formulate Theorem 1.2 from the point of view of the behavior of the sequences of the curves γ_k (in normal parametrization) and of the immersions Φ_k corresponding to a sequence of solutions to (8), see Fig. 3, 4.

Theorem 1.4 *Let a sequence $(\lambda_k) \subset L^1(S^1, \mathbb{R})$ satisfy (7)-(8)-(9), and let $\Phi_k : \bar{D}^2 \rightarrow \mathbb{C}$ be a holomorphic immersion satisfying (14), and σ_k, γ_k with $\gamma_k = \Phi_k \circ \sigma_k$ be as given by Theorem 1.3. Then, up to extracting a subsequence, there exists an at most countable family J such that for every $j \in J$ there exist a sequence of Möbius transformations $f_k^j : \bar{D}^2 \rightarrow \bar{D}^2$ and a finite set finitely many points $B_j = \{a_1^j, \dots, a_{N_j}^j\} \subset S^1$ such that*

$$\gamma_k \rightarrow \gamma_\infty \text{ in } W^{2,p}(S^1), \quad \tilde{\Phi}_k^j := \Phi_k \circ f_k^j \rightarrow \tilde{\Phi}_\infty^j \text{ in } W_{\text{loc}}^{2,p}(\bar{D}^2 \setminus B_j).$$

where $p < \infty$, $\tilde{\Phi}_\infty^j : \bar{D}^2 \setminus B_j \rightarrow \mathbb{C}$ are holomorphic immersions satisfying

$$(\gamma_\infty)_*[S^1] = \sum_{j \in J} (\tilde{\Phi}_\infty^j)_*[S^1 \setminus B_j], \quad (16)$$

where for every $\phi : S^1 \rightarrow \mathbb{C}$ and for every differential form ω on \mathbb{C}

$$\langle \phi_*[S^1], \omega \rangle := \int_{S^1} \phi^* \omega.$$

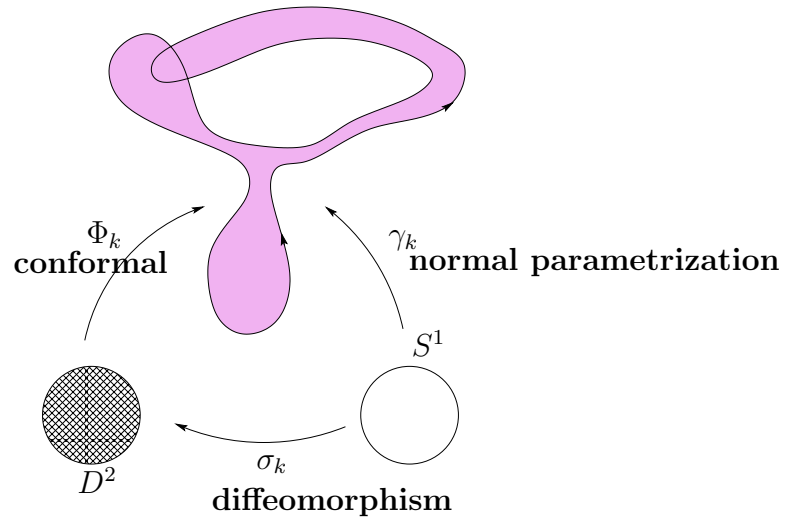


Figure 2: A curve with self-intersections of degree 1

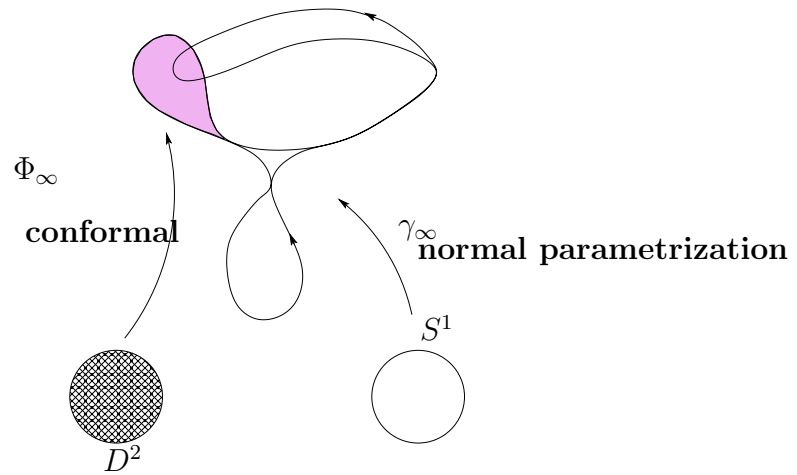


Figure 3: Asymptotics of curves

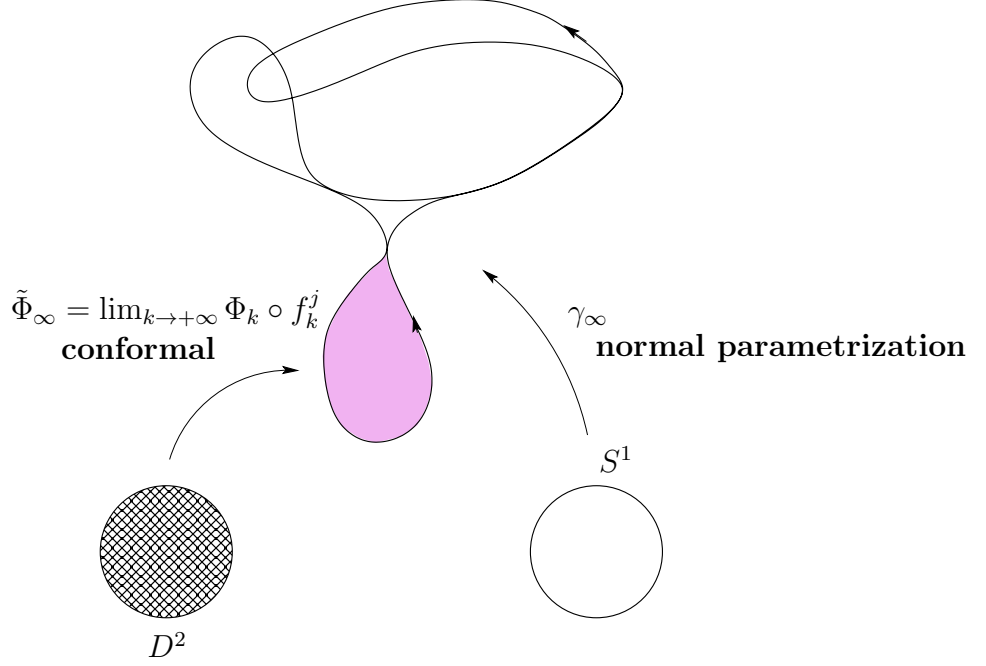


Figure 4: Asymptotics of curves up to Möbius Transformations

If $\lambda_k^j := \log |(\tilde{\Phi}_k^j)'|_{S^1}|$, then up to a subsequence $\lambda_k^j \rightharpoonup \lambda_\infty^j$ in $W_{\text{loc}}^{1,p}(S^1 \setminus B_j)$, where

$$(-\Delta)^{\frac{1}{2}} \lambda_\infty^j = \kappa_\infty^j e^{v_\infty} - 1 - \sum_{i=1}^{N_j} \pi \delta_{a_i^j},$$

and $\kappa_k \circ f_k^j \xrightarrow{*} \kappa_\infty^j$ in $L^\infty(S^1, \mathbb{R})$ as $k \rightarrow +\infty$. \square

Theorem 1.4 says that it is always possible, up to sequences of Möbius transformations, to recover all the connected components enclosed by the limiting curve γ_∞ (see in particular (16)). Moreover these components are separated by what we called *pinched points*, (see Definition 3.1), namely (roughly speaking) couple of points $p \neq p' \in S^1$ such that $\gamma_\infty(p) = \gamma_\infty(p')$. The angle between the tangent vectors in these couples of points is shown to be necessarily π .

We finally prove a link between the equation (6) and the analogous nonlocal equation in \mathbb{R} . Precisely if $u \in L^1_{\frac{1}{2}}(\mathbb{R})$ (see (131)), $e^u \in L^1(\mathbb{R})$ and u satisfies

$$(-\Delta)^{\frac{1}{2}} u = K e^u \quad \text{in } \mathbb{R} \tag{17}$$

for some $K \in L^\infty(\mathbb{R})$, then $\lambda(z) := u(\Pi(z)) - \log(1 + \sin z)$ ($\Pi: S^1 \setminus \{-i\} \rightarrow \mathbb{R}$ is the stereographic projection) satisfies

$$(-\Delta)^{\frac{1}{2}} \lambda = K \circ \Pi e^\lambda - 1 + \left(2\pi - \|(-\Delta)^{\frac{1}{2}} u\|_{L^1}\right) \delta_{-i} \quad \text{in } S^1. \tag{18}$$

Owing to this correspondence from Theorem 1.2 (see also Proposition 5.5 below) we can deduce the following compactness result in \mathbb{R} .

Theorem 1.5 *Let $u_k \in L_{\frac{1}{2}}(\mathbb{R})$ be a sequence of solutions to*

$$(-\Delta)^{\frac{1}{2}}u_k = K_k e^{u_k} \quad \text{in } \mathbb{R}$$

with $\|K_k\|_{L^\infty} \leq C$ and $\|e^{u_k}\|_{L^1} \leq C$. Then

1. *Up to subsequence we have $K_k e^{u_k} \rightharpoonup \mu$ weakly in $W_{\text{loc}}^{1,p}(\mathbb{R} \setminus B)$ for every $p < \infty$, where μ is a finite Radon measure in \mathbb{R} , $B := \{a_1, \dots, a_N\}$ is a (possibly empty) subset of \mathbb{R} and $K_k \xrightarrow{*} K_\infty$ in $L^\infty(\mathbb{R})$. Moreover the following alternatives holds:*

i) $\mu|_{\mathbb{R} \setminus B} = K_\infty e^{u_\infty}$ for some $u_\infty \in W_{\text{loc}}^{1,p}(\mathbb{R} \setminus B)$ satisfying.

$$(-\Delta)^{\frac{1}{2}}u_\infty = K_\infty e^{u_\infty} + \sum_{i=1}^N \pi \delta_{a_i} \quad \text{in } \mathbb{R}. \quad (19)$$

ii) $\mu|_{\mathbb{R} \setminus B} \equiv 0$, $N \leq 2$ and $u_k \rightarrow -\infty$ locally uniformly in $\mathbb{R} \setminus B$. □

Notice that we do not assume that K_k is positive, or that it converges in $C_{\text{loc}}^0(\mathbb{R})$. The quantization analysis in the case $\mu = 0$ is analogous to that of Theorem 1.2, it requires only some more work due to the fact that the curvature of the corresponding curves is not anymore uniformly bounded in S^1 .

In particular we can deduce the following

Corollary 1.1 *Under the hypotheses of Theorem 1.5 if $K_k \geq 0$, and*

$$\int_{\mathbb{R}} K_k e^{u_k} dx \leq 2\pi,$$

then either $N = 1$ and $u_k \rightarrow -\infty$ locally uniformly in $\mathbb{R} \setminus \{a_1\}$ or $N = 0$ and $u_k \rightarrow u_\infty$ in $W^{1,p}(\mathbb{R})$ as $k \rightarrow +\infty$ where u_∞ solves

$$(-\Delta)^{\frac{1}{2}}u_\infty = K_\infty e^{u_\infty}. \quad (20)$$

It would be interesting to compare Theorems 1.2 and 1.4 to the blow-up analysis obtained recently by Mondino and the third author in [29] in the case of sequences of weak conformal immersions from S^2 into \mathbb{R}^m . In [29] the authors study the possible limit of the Liouville equation

$$-\Delta_{g_0} u = K e^{2u} - 1, \quad \text{on } S^2 \quad (21)$$

satisfied by the conformal factor of the immersion Φ ($g_\Phi = e^{2u} g_0$) under the assumption that the second fundamental form is bounded in L^2 . Also in their case a sort of bubbling phenomenon occurs and the choice of different sequences of Möbius transformations of S^2 permits to detect all the limiting enclosed currents. However the 2-dimensional blow-up analysis differs substantially from the 1-dimensional case: in the 2-dimensional case the

area is quantized, namely there is no production of area in the neck region between the different bubbles, whereas in the 1-dimensional case the quantization of the length does not hold. Precisely in [29] the authors show that

$$\sum_{\text{“Bubbles”}} \int_{S^2} e^{2u_\infty} dv = \liminf_{k \rightarrow +\infty} \int_{S^2} e^{2u_k} dv,$$

whereas in the present situation one can produce examples such that

$$\sum_{\text{“Bubbles”}} \int_{S^1} e^{\lambda_\infty} d\theta < \liminf_{k \rightarrow +\infty} \int_{S^1} e^{\lambda_k} d\theta.$$

We insist on the fact that “conformal” parametrizations of planar curves are relevant in different applications. For instance it should be one of the main tools of the Willmore Plateau problem, of the analysis of the renormalizing area of surfaces in hyperbolic space \mathcal{H}^2 and of the free-boundaries. In particular for the latter the first author has observed in [12] that there is a one to one correspondence between free boundaries and 1/2-harmonic maps and here we show that the holomorphic immersion ϕ for which $e^{u(z)} = |\frac{\partial}{\partial \theta} \phi(z)|$, $z \in S^1$, is a 1/2-harmonic map into $\phi(S^1)$.

An interesting consequence of Theorem 1.3 is a proof of the classification of the solutions to the non-local equation

$$(-\Delta)^{\frac{1}{2}} u = e^u \quad \text{in } \mathbb{R}, \tag{22}$$

under the integrability condition

$$L := \int_{\mathbb{R}} e^u dx < \infty. \tag{23}$$

Equation 22 is a special case of the problem

$$(-\Delta)^{\frac{n}{2}} u = (n-1)! e^{nu} \quad \text{in } \mathbb{R}^n, \quad V := \int_{\mathbb{R}^n} e^{nu} dx < \infty, \tag{24}$$

which has been studied by several authors in the last decades (see e.g. [11], [9], [24], [20] and [26]). Geometrically if u solves (24) and $n \geq 2$, then the metric $e^{2u}|dx|^2$ on \mathbb{R}^n has constant Q -curvature $(n-1)!$ and volume V , see e.g. [7]. All the above mentioned works rely on the application of a moving-plane technique, in order to show that under certain growth conditions at infinity (needed only when $n \geq 3$) the solutions to (24) have the form

$$u_{\mu, x_0}(x) := \log \left(\frac{2\mu}{1 + \mu^2 |x - x_0|^2} \right), \quad x \in \mathbb{R}^n, \tag{25}$$

for some $\mu > 0$ and $x_0 \in \mathbb{R}^n$. For the case $n = 1$, instead of using the moving plane technique, we will use the stereographic projection to transform (22) into Equation (13), and use the geometric interpretation of the latter (Theorem 1.3) to compute all its solutions (Corollary 2.2 below). This will yield

Theorem 1.6 *Every function $u \in L^{\frac{1}{2}}(\mathbb{R})$ solving to (22)-(23) is of the form (25) for some $\mu > 0$ and $x_0 \in \mathbb{R}$.*

We also remark that by changing the sign of the nonlinearity in (22) the problem has no solutions. More precisely:

Proposition 1.1 *Given a function $K \in L^\infty(\mathbb{R})$ with $K \leq 0$, the equation*

$$(-\Delta)^{\frac{1}{2}}u = Ke^u \quad \text{in } \mathbb{R}$$

has no solution satisfying (23).

The proof of Proposition 1.1 is a simple application of the maximum principle for the operator $(-\Delta)^{\frac{1}{2}}$, but it is worth remarking that for $n \geq 4$ even solutions to Problem (24) with $(n-1)!$ replaced by $-(n-1)!$ (or any negative constant) do exist, as shown in [27].

The paper is organized as follows. In the Section 2 we introduce the nonlocal Liouville equation (6) in S^1 and we explain its geometric interpretation. In Section 3 we perform the blow-up and quantization analysis of the equation (6) and in particular we prove Theorems 1.2 and 1.4. Section 4 is devoted to the description of the relation between the equations (6) and (17). Finally in Section 5 we prove Theorem 1.6 and Proposition 1.1.

Notations. Given $x, y \in \mathbb{R}^N$ we denote by $\langle x, y \rangle$ the scalar product of x, y . Let $h : \Omega \subset \mathbb{C} \rightarrow \mathbb{R}$, and $\gamma : S^1 \rightarrow \mathbb{C}$ a curve. We denote by $\int_\gamma h(z)|dz|$ or by $\int_\gamma h(z)d\theta$ the line integral of h along γ .

2 Nonlocal Liouville equation in S^1

In this section we study the following nonlocal Liouville type equation on S^1

$$(-\Delta)^{\frac{1}{2}}u = \kappa e^u - 1 \quad \text{in } S^1$$

where $u \in L^1(S^1)$, $(-\Delta)^{\frac{1}{2}}u$ stands for the fractional Laplacian and $\kappa : S^1 \rightarrow \mathbb{R}$ is a bounded function. In the Appendix A.1 we recall the definition and some properties of the fractional Laplacian in S^1 .

2.1 Geometric Interpretation of the Liouville equation in S^1

The first key step in our analysis is the geometric interpretation of the equation (6). Roughly speaking such an equation prescribes the curvature of a closed curve in conformal parametrization.

It is easy to verify that for $\phi \in L^1(S^1)$ we have

$$(-\Delta)^{\frac{1}{2}}\phi(\theta) = \sum_{n \in \mathbb{Z}} |n| \hat{\phi}(n) e^{in\theta} = \mathcal{H} \left(\frac{\partial \phi}{\partial \theta} \right) = \frac{\partial \mathcal{H}(\phi)}{\partial \theta}, \quad (26)$$

where \mathcal{H} is the Hilbert Transform on S^1 defined by

$$\mathcal{H}(f)(\theta) := \sum_{n \in \mathbb{Z}} -i \operatorname{sign}(n) \hat{f}(n) e^{in\theta}, \quad f \in \mathcal{D}'(S^1).$$

We recall that the Hilbert transform has the following property, a proof of which can be found in [21, Chapter III].

Lemma 2.1 *The Hilbert transform \mathcal{H} is bounded from $L^p(S^1)$ into itself, for $1 < p < +\infty$, and it is of weak type $(1, 1)$. A function $f := u + iv$ with $u, v \in L^1(S^1, \mathbb{R})$ can be extended to a holomorphic function in D^2 if and only if $v = \mathcal{H}(u) + a$ for some $a \in \mathbb{C}$.*

Proof of Theorem 1.3. 1. Let $\Phi \in C^1(\bar{D}^2, \mathbb{C})$ be a holomorphic immersion with. Set $\lambda := \log |\Phi'|_{S^1}|$. Since $\Phi': D^2 \rightarrow \mathbb{C} \setminus \{0\}$ is holomorphic, it holds $\Phi'|_{S^1} = e^{\lambda + i\rho + i\theta_0}$, for some $\theta_0 \in [0, 2\pi)$ where $\rho := \mathcal{H}(\lambda)$ is the Hilbert transform of λ . Indeed by Lemma 2.1 the function $f := \lambda + i\rho$ has a holomorphic extension \tilde{f} to D^2 , hence $e^{\tilde{f}}$ is holomorphic in D^2 and $e^{\tilde{f}}|_{S^1} = e^f = e^{\lambda + i\rho}$. But $|e^f| = e^\lambda = |\Phi'|_{S^1}|$, so that by Lemma B.1 we have $\Phi'/e^{\tilde{f}} = e^{i\theta_0}$ for some constant θ_0 . Up to a rotation of Φ we can assume that $\theta_0 = 0$. Up to such a rotation and a translation Φ is determined by λ .

$$\frac{\partial \Phi(z)}{\partial \theta}(z) = i e^{\lambda(z) + i\rho(z) + i\theta}. \quad (27)$$

Now let

$$s(\theta) := \int_0^\theta \left| \frac{\partial \Phi(e^{i\theta'})}{\partial \theta'} \right| d\theta'.$$

We have $s: [0, 2\pi] \rightarrow [0, L]$, where $L = \left\| \frac{\partial \Phi}{\partial \theta} \right\|_{L^1(S^1)}$ is the length of the curve $\Phi(S^1)$, and up to a scaling we will assume that $L = 2\pi$. Let $\theta := s^{-1}: [0, 2\pi] \rightarrow [0, 2\pi]$. One can easily also see that $\theta \in C^1([0, 2\pi], [0, 2\pi])$. Then using (27) and that

$$\dot{s}(\theta) = |\Phi'(e^{i\theta})| = e^{\lambda(e^{i\theta})} > 0, \quad \dot{\theta}(s) = e^{-\lambda(e^{i\theta(s)})}$$

we compute

$$\tau(s) := \frac{d}{d\theta} \Phi(e^{i\theta(s)}) = \Phi'(e^{i\theta(s)}) i e^{i\theta(s)} \dot{\theta}(s) = \frac{\partial \Phi}{\partial \theta}(e^{i\theta(s)}) e^{-\lambda(e^{i\theta(s)})}.$$

Notice that $|\tau| \equiv 1$, i.e. the curve $\gamma: e^{is} \mapsto \Phi(e^{i\theta(s)})$ is parametrized by arc-length, and τ is its unit tangent vector. Using (26), (27) and identifying s with e^{is} , the curvature of γ

$$\begin{aligned} \kappa(s) &= \langle i\tau(s), \dot{\tau}(s) \rangle = \langle i\tau(s), \frac{d}{d\theta} \left(i e^{i\rho(e^{i\theta(s)}) + i\theta(s)} \right) \rangle \\ &= \left(\frac{d\rho(e^{i\theta(s)})}{d\theta} + 1 \right) \dot{\theta}(s) \\ &= \left((-\Delta)^{\frac{1}{2}} \lambda(e^{i\theta(s)}) + 1 \right) e^{-\lambda(e^{i\theta(s)})}, \end{aligned}$$

i.e. λ satisfies (13) with $\kappa(e^{i\theta}) := i\tau(s(\theta)) \cdot \dot{\tau}(s(\theta))$. Since $|\kappa(s)| = |\ddot{\gamma}(e^{is})| \in L^\infty(S^1)$ we also have $\gamma \in W^{2,\infty}(S^1, \mathbb{C})$.

2. Conversely, let us assume that $\lambda \in L^1(S^1)$ with $e^\lambda \in L^1(S^1)$ weakly satisfies (13) for some $\kappa \in L^\infty(S^1)$. By regularity theory $\lambda \in W^{1,p}(S^1)$ for any $p < \infty$. We set $\rho := \mathcal{H}(\lambda)$. Let $\phi \in W^{1,p}(\bar{D}^2, \mathbb{C})$ be the holomorphic extension of function $e^{\lambda+i\rho} \in W^{1,p}(S^1)$ and set

$$\Phi(z) := \int_{\Sigma_{0,z}} \phi(w)dw, \quad z \in \bar{D}^2 \quad (28)$$

where $\Sigma_{0,z}$ is any path in \bar{D}^2 connecting 0 and z . Then $\Phi \in W^{2,p}(\bar{D}^2, \mathbb{C})$ satisfies (27). From part 1 we see that κ is the curvature of the curve $\Phi(S^1)$ in normal parametrization.

Let $\hat{\Phi}: \bar{D}^2 \rightarrow \mathbb{C}$ be another holomorphic immersion such that $|\hat{\Phi}'(z)| = e^{\lambda(z)}$, $z \in S^1$. We claim that

$$\Phi = e^{i\theta_0} \hat{\Phi} + a \quad \text{in } \bar{D}^2, \quad \text{for some } \theta_0 \in \mathbb{R}, a \in \mathbb{C}. \quad (29)$$

Indeed the function $h := \frac{\Phi'}{\hat{\Phi}'}$ never vanishes in \bar{D}^2 and satisfies

$$|h(z)| = \frac{|\Phi'(z)|}{|\hat{\Phi}'(z)|} = \frac{e^{\lambda(z)}}{e^{\lambda(z)}} = 1, \quad z \in S^1.$$

It follows from Lemma B.1 that h is a constant of modulus 1, say $h \equiv e^{i\theta_0}$, and (29) follows at once. \square

Remark 2.1 In Theorem 1.3, we cannot expect that Φ is a biholomorphism from \bar{D}^2 onto $\Phi(\bar{D}^2)$. For instance the function $\Phi(z) := e^{az}$ for any $a > 0$ is an immersion and $\Phi(S^1)$ has self-intersections whenever $a \geq \pi$, as easily seen by writing

$$\Phi(e^{i\theta}) = e^{a \cos \theta} (\cos(a \sin \theta) + i \sin(a \sin \theta)),$$

see Figure 5.

Corollary 2.1 *All functions $\lambda \in L^1(S^1)$ with $e^\lambda \in L^1(S^1)$ solutions to*

$$(-\Delta)^{\frac{1}{2}} \lambda = C_0 e^\lambda - 1 \quad \text{on } S^1, \quad (30)$$

where C_0 is an arbitrary positive constant, are given by

$$\lambda(\theta) = \log \left(\left| \frac{\partial}{\partial \theta} \frac{z - a_1}{1 - \bar{a}_1 z} \right| \right) - \log C_0 \quad (31)$$

for some a_1 in D^2 .

Proof. Up to the translation $\tilde{\lambda} = \lambda + \log C_0$ we can assume $C_0 = 1$. By Theorem 1.3 the function λ determines a holomorphic immersion $\Phi \in C^1(\bar{D}^2, \mathbb{C})$, such that $\Phi(S^1)$ is curve of curvature 1, hence up to a translation $\Phi(S^1) \subset S^1$, and therefore it is Möbius transformation of the disk. From (14) we infer that $\lambda = \log(|\Phi'|_{S^1}|)$, and we conclude. \square

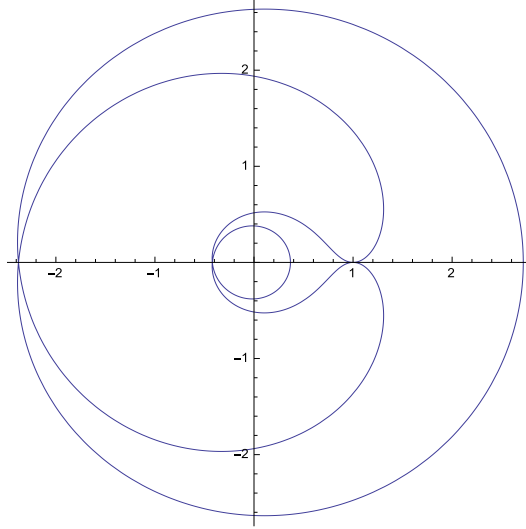


Figure 5: Plot of the curve $e^{\cos \theta}(\cos(2\pi \sin \theta) + i \sin(2\pi \sin \theta))$, $\theta \in [0, 2\pi]$. It has the same kind of self-intersections as the curve $\Phi(e^{i\theta}) = e^{2\pi e^{i\theta}}$, whose plot is difficult to inspect, since $|\Phi(z)|$ oscillates between $e^{2\pi}$ and $e^{-2\pi}$.

Corollary 2.2 *All functions $\lambda \in L^1(S^1)$ with $e^\lambda \in L^1(S^1)$ solutions to*

$$(-\Delta)^{\frac{1}{2}}\lambda = C_0 e^\lambda - 1 \quad \text{on } S^1, \quad (32)$$

where C_0 is an arbitrary positive constant, are given by

$$\lambda(\theta) = \log \left(\left| \frac{\partial}{\partial \theta} \frac{z - a_1}{1 - \bar{a}_1 z} \right| \right) - \log C_0 \quad (33)$$

for some a_1 in D^2 .

Proof. Up to the translation $\tilde{\lambda} = \lambda + \log C_0$ we can assume $C_0 = 1$. By Theorem 1.3 the function λ determines a holomorphic immersion $\Phi \in C^1(\bar{D}^2, \mathbb{C})$, such that $\Phi(S^1)$ is curve of curvature 1, hence up to a translation $\Phi(S^1) \subset S^1$, and therefore it is Möbius transformation of the disk. From (14) we infer that $\lambda = \log(|\Phi'|_{S^1}|)$, and we conclude. \square

The following corollary is an easy consequence of Theorem 1.3.

Corollary 2.3 *Let Φ , λ and κ be as in Theorem 1.3, and let $f : \bar{D}^2 \rightarrow \bar{D}^2$ be a Möbius diffeomorphism. Set $\tilde{\Phi} := \Phi \circ f$, $\tilde{\lambda} := \log|\tilde{\Phi}'|_{S^1}|$ and $\tilde{\kappa} := \kappa \circ f|_{S^1}$. Then*

$$\tilde{\lambda} = \lambda \circ f|_{S^1} + \log(|f'|_{S^1}|)$$

and

$$(-\Delta)^{\frac{1}{2}}\tilde{\lambda} = \tilde{\kappa} e^{\tilde{\lambda}} - 1.$$

Remark 2.2 One can give an analogous geometric characterization also for an equation of the type

$$(-\Delta)^{\frac{1}{2}}\lambda = \kappa e^\lambda - n \quad \text{in } S^1, \quad (34)$$

with $n > 1$. In this case there is a correspondence between the solutions of (34) and holomorphic functions $\Phi: D^2 \rightarrow \mathbb{C}$ of the form $\Phi(z) = \Psi(z)h(z)$ where Ψ is Blaschke product

$$\Psi(z) := \prod_{k=1}^{n-1} \frac{z - a_k}{1 - \bar{a}_k z}, \quad a_1, \dots, a_{n-1} \in D^2,$$

and $h'(z) \neq 0$ for every $z \in \bar{D}^2$. In this case $n - 1 = i\Psi \cdot \frac{\partial \Psi}{\partial \theta} = \deg(\Psi)$.

Next we show that the existence of a holomorphic immersion of the disk \bar{D}^2 , is equivalent to the existence of a positive diffeomorphism of the disc \bar{D}^2 . Such a result can be seen as a sort of generalization Riemann Mapping Theorem in the case of closed curves which are not necessarily injectives. We premise the following Lemma giving a better regularity up to the boundary of a holomorphic immersion $u: D^2 \rightarrow \mathbb{C}$ under the assumption that the curve $u|_{S^1}$ has a $W^{2,\infty}$ constant speed parametrization.

Lemma 2.2 *Let $u \in C^0(\bar{D}^2, \mathbb{C})$ be holomorphic in D^2 with $\partial_z u \neq 0$ in D^2 and suppose there is $\gamma \in W^{2,\infty}(S^1, \mathbb{C})$ with $|\dot{\gamma}| \equiv \text{const}$ and a homeomorphism $\sigma: S^1 \rightarrow S^1$ such that $\gamma = u \circ \sigma$. Then $u \in W^{2,p}(\bar{D}^2, \mathbb{C})$ for every $p < +\infty$ and $\partial_z u(z) \neq 0$ for all $z \in S^1$.*

Proof. Let $z_0 \in S^1$. Since $\gamma'(z_0) \neq 0$, we can find some $\rho > 0$ such that $\gamma(S^1 \cap B(z_0, \rho))$ coincides up to a rotation with a piece of the graph of a function $\varphi \in C^{1,\alpha}(\mathbb{R})$ with $\varphi'(u_1(x_0)) = 0$. We may also assume that $u = u_1 + iu_2$ takes value into the set $\{(\xi, \eta) \in \mathbb{R}^2 : \eta \geq \varphi(\xi)\}$. Define

$$\hat{u} = \hat{u}_1 + i\hat{u}_2, \quad \hat{u}_1 := u_1, \quad \hat{u}_2 := u_2 - \varphi(u_1).$$

Claim: \hat{u}_2 satisfies

$$\begin{cases} \partial_{x_i}(a_{ij}\partial_{x_j}\hat{u}_2) = 0, & \text{in } B(x_0, \rho) \cap D^2 \\ \hat{u}_2 = 0, & \text{in } B(x_0, \rho) \cap S^1 \end{cases} \quad (35)$$

where the matrix

$$(a_{ij}) = \begin{pmatrix} 1 - \frac{1}{1+(\varphi')^2(u_1)} & \frac{\varphi'(u_1)}{1+(\varphi')^2(u_1)} \\ -\frac{\varphi'(u_1)}{1+(\varphi')^2(u_1)} & 1 - \frac{1}{1+(\varphi')^2(u_1)} \end{pmatrix} \quad (36)$$

is in $L^\infty(\bar{D}^2)$ and uniformly elliptic.

Proof of the claim: We can write $u = \hat{u} + i\varphi(u_1)$. Since by hypothesis $\partial_{\bar{z}}u(z) = 0$, for all $z \in D^2$, the following estimates hold

$$\begin{aligned}\partial_{\bar{z}}u_1 &= -i\partial_{\bar{z}}u_2 \\ \partial_{\bar{z}}\hat{u}(z) &= -i\varphi'(u_1)\partial_{\bar{z}}u_1 = -\varphi'(u_1)\partial_{\bar{z}}u_2 \\ \partial_{\bar{z}}u_1 + i\partial_{\bar{z}}\hat{u}_2(z) &= -i\varphi'(u_1)\partial_{\bar{z}}u_1 \\ \partial_{\bar{z}}u_1 &= -\frac{i}{1+i\varphi'(u_1)}\partial_{\bar{z}}\hat{u}_2(z) \\ \partial_{\bar{z}}\hat{u} &= -\frac{\varphi'(u_1)}{1+i\varphi'(u_1)}\partial_{\bar{z}}\hat{u}_2(z).\end{aligned}$$

Therefore

$$\Delta\hat{u}_2 = 4\Im(\partial_z\partial_{\bar{z}}\hat{u}) = -4\Im\left[\partial_z\left[\frac{\varphi'(u_1)}{1+i\varphi'(u_1)}\partial_{\bar{z}}\hat{u}_2(z)\right]\right]. \quad (37)$$

Writing

$$\frac{\varphi'(u_1)}{1+i\varphi'(u_1)}\partial_{\bar{z}}\hat{u}_2(z) = \frac{\varphi'(u_1)}{1+(\varphi')^2(u_1)}\frac{\partial_{x_1}\hat{u}_2 + \varphi'(u_1)\partial_{x_2}\hat{u}_2 + i(\partial_{x_2}\hat{u}_2 - \varphi'(u_1)\partial_{x_1}\hat{u}_2)}{2},$$

we compute the right hand side of (37) and get

$$\Delta\hat{u}_2 = -\Im\left[(\partial_{x_1} - i\partial_{x_2})\frac{\varphi'(u_1)}{1+(\varphi')^2(u_1)}[(\partial_{x_1}\hat{u}_2 + \varphi'(u_1)\partial_{x_2}\hat{u}_2) + i(\partial_{x_2}\hat{u}_2 - \varphi'(u_1)\partial_{x_1}\hat{u}_2)]\right].$$

Therefore \hat{u}_2 satisfies (35)-(36) and the claim is proven.

Elliptic estimates imply that $\hat{u}_2 \in W^{2,p}(\bar{B}(z_0, r/4) \cap \bar{D}^2)$, for every $p < +\infty$, in particular it is in $C^{1,\alpha}(\bar{B}(z_0, r/4) \cap \bar{D}^2)$ for every $\alpha \in (0, 1)$. Now since $\hat{u}_2 \geq 0$ in \bar{D}^2 and $\hat{u}_2(z_0) = 0$, Hopf's Lemma yields that $\partial_r\hat{u}_2(z_0) \neq 0$. Since $u = \hat{u} + i\varphi(u_1)$, it follows that

$$\partial_r u(z_0) = \partial_r\hat{u}_1(z_0) + i\partial_r\hat{u}_2(z_0) + \underbrace{i\varphi'(u_1(z_0))}_{=0}\partial_r\hat{u}_1(z_0) \neq 0,$$

and since $z_0 \in S^1$ was arbitrary, we conclude that $\partial_r u \neq 0$ everywhere on S^1 . Then since u is conformal up to the boundary we also have $\partial_z u \neq 0$ on S^1 . \square

We introduce the following set

$$\begin{aligned}\mathcal{T} &:= \{\gamma: S^1 \rightarrow \mathbb{C}, \gamma \in W^{2,\infty}, |\dot{\gamma}| \equiv \text{const}, \\ &\quad \text{such that there is } \Psi \in C^1(\bar{D}^2, \mathbb{C}), \det(\text{Jac}(\Psi(z))) > 0, z \in D^2, \\ &\quad (\Psi \circ \sigma)(z) = \gamma(z), z \in S^1 \text{ for some diffeomorphism } \sigma: S^1 \rightarrow S^1\}.\end{aligned}$$

Theorem 2.1 (Generalized Riemann Mapping Theorem) *A curve $\gamma \in \mathcal{T}$ if and only if there exists a holomorphic immersion $\Phi: \bar{D}^2 \rightarrow \mathbb{C}$ and a diffeomorphism $\sigma: S^1 \rightarrow S^1$ such that $\Phi \circ \sigma = \gamma$.*

Proof.

1. Suppose that there exists a holomorphic immersion $\Phi: \bar{D}^2 \rightarrow \mathbb{C}$ and a diffeomorphism $\sigma: S^1 \rightarrow S^1$ such that $\Phi \circ \sigma = \gamma$. The one can take $\Psi = \Phi$. Therefore $\gamma \in \mathcal{T}$.

2. Conversely let $\Psi \in C^1(\bar{D}^2, \mathbb{C})$, $\Psi|_{S^1} = \gamma$ with $\det(\text{Jac}(\Psi)) > 0$ in \bar{D}^2 .

2i) Consider the pull back of the Euclidean metric g on \mathbb{R}^2 by Ψ :

$$h_{ij} := \langle \partial_{x_i} \Psi, \partial_{x_j} \Psi \rangle.$$

Since $\det(\text{Jac}(\psi)) > 0$ we have

$$c^{-1} \delta_{ij} \leq (h_{ij}) \leq c \delta_{ij}.$$

We can write

$$h = h_{11} dx^2 + 2h_{12} dx dy + h_{22} dy^2. \quad (38)$$

Setting $z = x + iy$ on can write h in the form

$$h = \nu |dz + \mu d\bar{z}|^2$$

where ν is a positive continuous function on U and μ is a complex-valued continuous function with $\|\mu\|_{L^\infty(\bar{D}^2)} < 1$ on U . Actually ν and μ are given by

$$\begin{aligned} \nu &= \frac{1}{4} \left(h_{11} + h_{22} + 2\sqrt{h_{11}h_{22} - h_{12}^2} \right), \\ \mu &= \frac{h_{11} - h_{22} + 2ih_{12}}{h_{11} + h_{22} + 2\sqrt{h_{11}h_{22} - h_{12}^2}}. \end{aligned}$$

Moreover Ψ solves the following equation

$$\frac{\partial_{\bar{w}} \Psi(w)}{\partial_w \Psi(w)} = \mu(w), \quad \text{in } D^2. \quad (39)$$

The function μ is the so-called Beltrami coefficient associated to the metric h . Now we extend μ by 0 outside \bar{D}^2 (we still denote this extension by μ). Then there exists a unique homeomorphism $\xi: \bar{\mathbb{C}} \rightarrow \bar{\mathbb{C}}$ (here $\bar{\mathbb{C}} = \mathbb{C} \cup \{\infty\} \simeq S^2$) which satisfies in distributional sense

$$\partial_{\bar{z}} \xi = \mu(z) \partial_z \xi, \quad \text{in } \mathbb{C}$$

and the following normalization conditions

$$\xi(0) = 0, \quad \xi(1) = 1, \quad \xi(\infty) = \infty.$$

Moreover $\xi \in W_{\text{loc}}^{1,p}(\mathbb{C})$ for some $p > 2$, $\partial_z \xi \neq 0$, a.e in \mathbb{C} . The function ξ is called a quasiconformal map with dilation coefficient μ , (see e.g. Theorem 4.30 in [35]).

Since ξ is a homomorphism, $\xi(S^1)$ is a Jordan curve

2ii) Consider now $\tilde{\Psi} := \Psi \circ \xi^{-1}: \xi(\bar{D}^2) \rightarrow \mathbb{C}$. From [35, Proposition 4.13] it follows that the complex dilatation of $\tilde{\Psi}$ is 0 in $\xi(D^2)$, therefore $\partial_{\bar{z}}\tilde{\Psi} = 0$ and $\tilde{\Psi}$ is holomorphic in $\xi(D^2)$, see [35, Lemma 4.6].

2iii) Now we apply the Riemann Mapping Theorem: there exists u biholomorphic map from D^2 onto $\xi(D^2)$. In particular $\partial_z u \neq 0$ in D^2 . Take $\Phi := \Psi \circ \xi^{-1} \circ u$. We observe that $\det(\text{Jac}(\Psi)) > 0$ implies $\partial_z \Psi \neq 0$ in \bar{D}^2 . Therefore it holds

$$\begin{aligned} \partial_z \Phi &= \partial_w(\Psi \circ \xi^{-1})\partial_z u + \partial_{\bar{w}}(\Psi \circ \xi^{-1})\partial_z \bar{u} \\ &= \partial_w(\Psi \circ \xi^{-1})\partial_z u + \partial_{\bar{w}}(\Psi \circ \xi^{-1})\overline{\partial_{\bar{z}} u} \\ &= \partial_w(\Psi \circ \xi^{-1})\partial_z u. \end{aligned}$$

We observe that Φ is holomorphic in D^2 because it is the composition of two holomorphic maps and $\partial_z \Phi \neq 0$ in D^2 . From Lemma 2.2 it follows that $\partial_z \Phi \neq 0$ in \bar{D}^2 and we conclude the proof of Theorem 2.1. \square

From the next Lemma we can deduce that if $\gamma \in \mathcal{T}$ then the winding number (or equivalently the degree) of γ is 1. This is a consequence of the following lemma.

Lemma 2.3 *Let $\Phi \in W^{2,p}(\bar{D}^2, \mathbb{C})$, for some $1 < p \leq +\infty$ be a holomorphic function such that $\partial_z \Phi \neq 0$ in \bar{D}^2 . Then*

$$\deg \Phi = \frac{1}{2\pi} \int_0^{2\pi} \frac{\langle i\partial_\theta \Phi, \partial_\theta^2 \Phi \rangle}{|\partial_\theta \Phi|^2} d\theta = 1 + \frac{1}{2\pi i} \int_{S^1} \frac{f'(z)}{f(z)} dz = 1, \quad (40)$$

where $f(z) = \Phi'(z)$.

Proof. We recall that

$$\Phi'(z) = \frac{e^{-i\theta}}{2} \left(\frac{\partial \Phi}{\partial r} - \frac{i}{r} \frac{\partial \Phi}{\partial \theta} \right) =: f(z).$$

Since Φ is holomorphic we have

$$\frac{\partial \Phi}{\partial r} = -\frac{i}{r} \frac{\partial \Phi}{\partial \theta}. \quad (41)$$

Hence

$$\begin{aligned}
\int_{S^1} \frac{f'(z)}{f(z)} dz &= \int_{S^1} \frac{\frac{e^{-i\theta}}{2} \left(\frac{\partial}{\partial r} - \frac{i}{r} \frac{\partial}{\partial \theta} \right) \frac{e^{-i\theta}}{2} \left(\frac{\partial \Phi}{\partial r} - \frac{i}{r} \frac{\partial \Phi}{\partial \theta} \right)}{\frac{e^{-i\theta}}{2} \left(\frac{\partial \Phi}{\partial r} - \frac{i}{r} \frac{\partial \Phi}{\partial \theta} \right)} dz & (42) \\
&\stackrel{\text{by (41)}}{=} \int_{S^1} \frac{\left(\frac{\partial}{\partial r} - \frac{i}{r} \frac{\partial}{\partial \theta} \right) \left(-\frac{i}{r} e^{-i\theta} \frac{\partial \Phi}{\partial \theta} \right)}{\left(\frac{\partial \Phi}{\partial r} - \frac{i}{r} \frac{\partial \Phi}{\partial \theta} \right)} dz \\
&= \int_{S^1} e^{-i\theta} \frac{\frac{2i}{r^2} \frac{\partial \Phi}{\partial \theta} - \frac{i}{r} \frac{\partial^2 \Phi}{\partial r \partial \theta} - \frac{1}{r^2} \frac{\partial^2 \Phi}{\partial \theta^2}}{\frac{-2i}{r} \frac{\partial \Phi}{\partial \theta}} dz \\
&\stackrel{\text{by (41)}}{=} - \int_{S^1} e^{-i\theta} dz + \int_{S^1} e^{-i\theta} \frac{\frac{\partial^2 \Phi}{\partial r \partial \theta}}{-2i \frac{\partial \Phi}{\partial \theta}} dz \int_{S^1} e^{-i\theta} \frac{\frac{\partial^2 \Phi}{\partial \theta^2}}{-2i \frac{\partial \Phi}{\partial \theta}} dz \\
&= -2\pi i - \frac{i}{2} \int_0^{2\pi} \frac{\frac{\partial^2 \Phi}{\partial r \partial \theta}}{\frac{\partial \Phi}{\partial \theta}} d\theta - \frac{1}{2} \int_0^{2\pi} \frac{\frac{\partial^2 \Phi}{\partial \theta \partial \theta}}{\frac{\partial \Phi}{\partial \theta}} d\theta \\
&\stackrel{\text{by (41)}}{=} -2\pi i - \int_0^{2\pi} \frac{\frac{\partial^2 \Phi}{\partial \theta \partial \theta}}{\frac{\partial \Phi}{\partial \theta}} d\theta.
\end{aligned}$$

On the other hand we have

$$\int_0^{2\pi} \frac{\langle i\partial_\theta \Phi, \partial_\theta^2 \Phi \rangle}{|\partial_\theta \Phi|^2} d\theta = \frac{1}{2} \int_0^{2\pi} \frac{-i\overline{\partial_\theta \Phi} \partial_\theta^2 \Phi}{\overline{\partial_\theta \Phi} \partial_\theta \Phi} d\theta + \frac{1}{2} \int_0^{2\pi} \frac{i\partial_\theta \Phi \overline{\partial_\theta^2 \Phi}}{\overline{\partial_\theta \Phi} \partial_\theta \Phi} d\theta. \quad (43)$$

We observe that

$$\begin{aligned}
\frac{1}{2} \int_0^{2\pi} \frac{i\partial_\theta \Phi \overline{\partial_\theta^2 \Phi}}{\overline{\partial_\theta \Phi} \partial_\theta \Phi} d\theta &= -\frac{i}{2} \int_0^{2\pi} \frac{\partial_\theta^2 \Phi}{\partial_\theta \Phi} \frac{1}{|\partial_\theta \Phi|^2} d\theta & (44) \\
&= -\frac{i}{2} \int_0^{2\pi} |\partial_\theta \Phi|^2 \partial_\theta (|\partial_\theta \Phi|^{-2}) d\theta \\
&= -\frac{i}{2} \int_0^{2\pi} \frac{\partial_\theta^2 \Phi}{\partial_\theta \Phi} d\theta.
\end{aligned}$$

It follows that

$$\int_0^{2\pi} \frac{\langle i\partial_\theta \Phi, \partial_\theta^2 \Phi \rangle}{|\partial_\theta \Phi|^2} d\theta = -i \int_0^{2\pi} \frac{\partial_\theta^2 \Phi}{\partial_\theta \Phi} d\theta. \quad (45)$$

By combining the estimates (42),(43),(44),(45) we get

$$\begin{aligned}
\int_{S^1} \frac{1}{2\pi i} \frac{f'(z)}{f(z)} dz &= -1 - \frac{1}{2\pi i} \int_0^{2\pi} \frac{\partial_\theta^2 \Phi}{\partial_\theta \Phi} d\theta \\
&= -1 + \frac{1}{2\pi} \int_0^{2\pi} \frac{\langle i\partial_\theta \Phi, \partial_\theta^2 \Phi \rangle}{|\partial_\theta \Phi|^2} d\theta.
\end{aligned}$$

We conclude the proof. \square

Remark 2.3 Lemma 2.3 can also be obtained as a corollary of Theorem 1.3. Indeed $\deg \Phi|_{S^1} = \frac{1}{2\pi} \int_{S^1} \kappa |\Phi'| d\theta$, but since $(-\Delta)^{\frac{1}{2}} \lambda = \kappa e^\lambda - 1$, integrating we get $\int_{S^1} \kappa e^\lambda d\theta = 2\pi$.

2.2 Connection with half-harmonic maps

In this subsection we show an interesting connection between the solutions of (6) and the half-harmonic maps into a given curve Γ .

Let $\tilde{\phi} = \tilde{\Phi} \in C^1(\bar{D}^2, \mathbb{C})$ be the map given by Theorem 2.1 and set $\phi := \Phi|_{S^1}$. Then $\tilde{\Phi}$ is conformal up to the boundary, i.e. $\frac{\partial \tilde{\phi}}{\partial \theta} \cdot \frac{\partial \tilde{\phi}}{\partial r} = 0$ on S^1 . Since $\frac{\partial \tilde{\phi}}{\partial r} \Big|_{r=1} = (-\Delta)^{\frac{1}{2}} \phi$, we deduce

$$(-\Delta)^{\frac{1}{2}} \phi \perp T_\phi \Gamma, \text{ i.e. } \frac{\partial \phi}{\partial \theta} \cdot (-\Delta)^{1/2} \phi = 0 \text{ on } \mathcal{D}'(S^1). \quad (46)$$

Equation (46) says that ϕ is a 1/2-harmonic map into Γ (see [13]).

We would like to recall a characterization of 1/2-harmonic maps of S^1 into submanifolds of \mathbb{R}^n , which has been already observed in [12].

Theorem 2.2 ([15]) *Let $u \in H^{\frac{1}{2}}(S^1, \mathcal{N})$, where \mathcal{N} is a k -dimensional smooth submanifold of \mathbb{R}^m without boundary. Then u is a weak 1/2-harmonic map i.e. $(-\Delta)^{\frac{1}{2}} u \perp T_u \mathcal{N}$, if and only if its harmonic extension $\tilde{u} \in W^{1,2}(D^2, \mathbb{R}^m)$ is conformal, in which case*

$$\partial_r \tilde{u} \perp T_u \mathcal{N} \text{ in } \mathcal{D}'(S^\infty). \quad (47)$$

Proof. Let $u \in H^{\frac{1}{2}}(S^1, \mathcal{N})$ be a weak 1/2-harmonic map and let $\tilde{u} \in W^{1,2}(D, \mathbb{R}^m)$ be the harmonic extension of u . Then it holds

$$E(u) := \int_{S^1} |(-\Delta)^{\frac{1}{4}} u|^2 |dz| = \int_{D^2} |\nabla \tilde{u}|^2 |dz|.$$

Claim: For every $\tilde{X} \in C^\infty(\bar{D}^2, \mathbb{R}^2)$ such that $\tilde{X}(z) \cdot z = 0$ for $z \in S^1$ it holds

$$\left(\frac{d}{dt} \int_{D^2} |\nabla \tilde{u}(z + t\tilde{X}(z))|^2 |dz| \right) \Big|_{t=0} = 0. \quad (48)$$

Proof of the Claim.

It has been proved in [13] that if u is 1/2-harmonic, then $u \in C^\infty(S^1)$, in particular u satisfies

$$\left(\frac{d}{dt} \int_{S^1} |(-\Delta)^{\frac{1}{4}} u(z + tX(z))|^2 |dz| \right) \Big|_{t=0} = 0. \quad (49)$$

for every $X \in C^\infty(S^1)$.

Let $\tilde{X} \in C^\infty(\bar{D}^2, \mathbb{R}^2)$ such that $\tilde{X}(z) \cdot z = 0$ for $z \in S^1$. We observe that for all $z \in S^1$, $Y := d\tilde{u} \cdot \tilde{X} = du \cdot \tilde{X} \in T_u\mathcal{N}$ and

$$\begin{aligned} \left(\frac{d}{dt} \int_{D^2} |\nabla \tilde{u}(z + t\tilde{X}(z))|^2 |dz| \right) \Big|_{t=0} &= \int_{D^2} \nabla \tilde{u} \cdot \nabla Y |dz| \\ &= \int_{S^1} \partial_r \tilde{u} \cdot Y |dz| \\ &= - \int_{S^1} (-\Delta)^{\frac{1}{2}} u \cdot Y |dz| = 0, \end{aligned}$$

where the last equality follows from (49).

From Proposition 2.1 below and the regularity of \tilde{u} up to the boundary it follows that \tilde{u} is also conformal in \bar{D}^2 i.e.

$$|\partial_{x_1} \tilde{u}| = |\partial_{x_2} \tilde{u}|, \quad \partial_{x_1} \tilde{u} \cdot \partial_{x_2} \tilde{u} = 0$$

Conversely, suppose that the harmonic extension \tilde{u} of u is conformal and satisfies (47). Since $\partial_r \tilde{u} = -(-\Delta)^{\frac{1}{2}} u$ we deduce that u is 1/2-harmonic. \square

Proposition 2.1 (Prop. II.2 in [31]) *Let \tilde{u} be a map in $W^{1,2}(D^2, \mathbb{R}^m)$ satisfying*

$$\left(\frac{d}{dt} \int_{D^2} |\nabla \tilde{u}_t|^2 |dz| \right) \Big|_{t=0} = 0, \quad u_t(x) := u(x + tX(x))$$

for every $X \in C^\infty(\bar{D}^2, \mathbb{R}^2)$ such that $\langle X(x), x \rangle = 0$ for $x \in S^1$. Then \tilde{u} is conformal in D^2 .

In the case of 1/2-harmonic maps $u: S^1 \rightarrow S^1$ we deduce from Theorem 2.2 the following

Corollary 2.4 *Let $u \in H^{\frac{1}{2}}(S^1, S^1)$ with $\deg(u) = 1$. Then u is a weak 1/2-harmonic map if and only if its harmonic extension $\tilde{u}: \bar{D}^2 \rightarrow \bar{D}^2$ is a Möbius map, namely it has the form*

$$\tilde{u}(z) = e^{i\theta_0} \frac{z - a}{1 - \bar{a}z},$$

for some $|a| < 1$ and $\theta_0 \in [0, 2\pi)$.

3 Compactness of the Liouville equation in S^1

In this section we analyse the asymptotics of solutions to the equation (6).

3.1 The ε -regularity lemma and first compactness result.

A key point in the proof of Theorem 1.2 is an ε -regularity Lemma, asserting roughly speaking that if the L^1 norm in conformal parametrization of the curvature ($\kappa_k e^{\lambda_k}$) is small (less than π) in a neighborhood of a point, then $\lambda_k - C_k$ is uniformly bounded in the same neighborhood, for some constant C_k . This result (Lemma 3.2) depends on Theorem 3.1 below.

Lemma 3.1 (Fundamental solution of $(-\Delta)^{\frac{1}{2}}$ on S^1) *The function*

$$G(\theta) := -\frac{1}{2\pi} \log(2(1 - \cos(\theta)))$$

belongs to $BMO(S^1)$, can be decomposed as

$$G(\theta) = \frac{1}{\pi} \log \frac{\pi}{|\theta|} + H(\theta), \quad \theta \in [-\pi, \pi] \sim S^1, \quad \text{with } H \in C^0(S^1), \quad (50)$$

and satisfies

$$(-\Delta)^{\frac{1}{2}} G = \delta_1 - \frac{1}{2\pi} \quad \text{in } S^1, \quad \int_{S^1} G(\theta) d\theta = 0, \quad (51)$$

and for every function $u \in L^1(S^1)$ with $(-\Delta)^{\frac{1}{2}} u \in L^1(S^1)$ one has

$$u - \bar{u} = G * (-\Delta)^{\frac{1}{2}} u := \int_{S^1} G(\cdot - \theta) (-\Delta)^{\frac{1}{2}} u(\theta) d\theta, \quad \text{for almost every } t \in S^1. \quad (52)$$

Proof. Identity (51) follows at once from Lemma 4.1. That $G \in BMO(S^1)$ follows from parametrizing $S^1 = [-\pi, \pi]/\{\pi \sim -\pi\}$, writing $1 - \cos(\theta) = \frac{\theta^2}{2} + O(\theta^4)$ as $\theta \rightarrow 0$ and therefore

$$G(\theta) = -\frac{1}{2\pi} (\log(\theta^2/2) + \log(1 + O(\theta^2)))$$

as $\theta \rightarrow 0$. Similarly (50) follows from the explicit expression of G , since

$$H(\theta) := G(\theta) - \frac{1}{\pi} \log \frac{\pi}{|\theta|} = C + \log(1 + O(\theta^2)) \rightarrow C \quad \text{as } \theta \rightarrow 0,$$

and $H(\theta) \rightarrow -\frac{1}{2\pi} \log 2$ as $|\theta| \rightarrow \pi$, so that $H \in C^0(S^1)$.

To prove (52) for $u \in C^\infty$ we write

$$u(0) - \bar{u} = \left\langle \delta_1 - \frac{1}{2\pi}, u \right\rangle = \langle (-\Delta)^{\frac{1}{2}} G, u \rangle := \int_{S^1} G(\theta) (-\Delta)^{\frac{1}{2}} u(\theta) d\theta,$$

and translating one gets (52) also for $t \neq 0$. For a general function $u \in H_{\Delta}^{1,1}(S^1)$ take a sequence $(u_k) \subset C^\infty(S^1)$ with

$$u_k \rightarrow u, \quad (-\Delta)^{\frac{1}{2}} u_k \rightarrow (-\Delta)^{\frac{1}{2}} u \quad \text{in } L^1(S^1),$$

which can be easily obtained by convolution. Then

$$u \xleftarrow{L^1(S^1)} u_k = \int_{S^1} G(\cdot - \theta)(-\Delta)^s u_k(\theta) dy \xrightarrow{L^1(S^1)} \int_{S^1} G(\cdot - \theta)(-\Delta)^s(\theta) d\theta,$$

the convergence on the right following from (50), and Fubini's theorem:

$$\begin{aligned} & \int_{S^1} \left| \int_{S^1} G(t - \theta) [(-\Delta)^s u_k(\theta) - (-\Delta)^s u(\theta)] d\theta \right| dt \\ & \leq \|G\|_{L^1(S^1)} \|(-\Delta)^s u_k - (-\Delta)^s u\|_{L^1(S^1)} \rightarrow 0 \end{aligned}$$

as $k \rightarrow \infty$. Since the convergence in L^1 implies the a.e. convergence (up to a subsequence), (52) follows. The last claim follows at once from the explicit expression of G . \square

The following Theorem is a generalization of Theorem I in [4] and it is crucial to prove Lemma 3.2.

Theorem 3.1 *There exist constants $C_1, C_2 > 0$ such that for any $\varepsilon \in (0, \pi)$ one has*

$$C_1 \leq \sup_{u=G*f: \|f\|_{L^1(S^1)} \leq 1} \varepsilon \int_{S^1} e^{(\pi-\varepsilon)|u|} d\theta \leq C_2, \quad (53)$$

and in particular

$$C_1 \leq \sup_{\substack{u \in L^1(S^1): \|(-\Delta)^{1/2} u - \alpha\|_{L^1(S^1)} \leq 1 \\ \text{for some } \alpha \in \mathbb{R}}} \varepsilon \int_{S^1} e^{(\pi-\varepsilon)|u-\bar{u}|} d\theta \leq C_2. \quad (54)$$

Proof of Theorems 3.1. Clearly the second inequality in (54) follows from the second inequality in (53) and (51). Let us now prove (53). Given f with $\|f\|_{L^1(S^1)} \leq 1$ and setting $u = G * f$ we get

$$\begin{aligned} |u(t)| &= \left| \frac{1}{\pi} \int_{t-\pi}^{t+\pi} \log\left(\frac{\pi}{|\theta-t|}\right) f(\theta) d\theta + \int_{t-\pi}^{t+\pi} H(\theta-t) f(\theta) d\theta \right| \\ &\leq \frac{1}{\pi} \int_{t-\pi}^{t+\pi} \log\left(\frac{\pi}{|\theta-t|}\right) |f(\theta)| d\theta + C. \end{aligned}$$

With Jenses's inequality and Fubini's theorem, and using that $\|f\|_{L^1(S^1)} \leq 1$, it follows

$$\begin{aligned} \int_{-\pi}^{\pi} e^{(\pi-\varepsilon)|u(t)-\bar{u}|} dt &\leq C \int_{-\pi}^{\pi} \exp\left(\frac{\pi-\varepsilon}{\pi} \int_{t-\pi}^{t+\pi} \log\left(\frac{\pi}{|\theta-t|}\right) |f(\theta)| d\theta\right) dt \\ &\leq C \int_{-\pi}^{\pi} \int_{t-\pi}^{t+\pi} \exp\left(\frac{\pi-\varepsilon}{\pi} \log\left(\frac{\pi}{|\theta-t|}\right)\right) |f(\theta)| d\theta dt \quad (55) \\ &= C \int_{t-\pi}^{t+\pi} |f(\theta)| \int_{-\pi}^{\pi} \left(\frac{\pi}{|\theta-t|}\right)^{1-\frac{\varepsilon}{\pi}} dt d\theta \leq \frac{C_2}{\varepsilon}. \end{aligned}$$

This proves the second inequality in (53).

To prove the first inequalities in (53) and in (54) fix $\varepsilon \in (0, \pi)$, choose $(f_k) \subset C^\infty(S^1)$ non-negative such that $f_k \rightarrow \delta_0$ weakly in the sense of measures, $\|f_k\|_{L^1(S^1)} = 1$ and let u_k solve

$$(-\Delta)^{\frac{1}{2}} u_k = f_k - \frac{1}{2\pi} \quad \text{in } S^1, \quad \bar{u}_k = 0.$$

Such u_k can be easily constructed using the Fourier formula for $(-\Delta)^{\frac{1}{2}}$, see (124). Then by Lemma 3.1

$$|u_k(t)| \geq \int_{S^1} G(t - \theta) f_k(\theta) d\theta \geq \frac{1}{\pi} \int_{t-\pi}^{t+\pi} \log\left(\frac{\pi}{|\theta - t|}\right) f_k(\theta) d\theta - C.$$

Multiplying by $\pi - \varepsilon$, exponentiating, integrating on S^1 and taking the limit as $k \rightarrow \infty$ one gets

$$\begin{aligned} \lim_{k \rightarrow \infty} \int_{S^1} e^{(\pi - \varepsilon)|u_k(t)|} dt &\geq \lim_{k \rightarrow \infty} \frac{1}{C} \int_{-\pi}^{\pi} \exp\left(\frac{\pi - \varepsilon}{\pi} \int_{t-\pi}^{t+\pi} \log\left(\frac{\pi}{|\theta - t|}\right) f_k(\theta) d\theta\right) dt \\ &= \frac{1}{C} \int_{-\pi}^{\pi} \exp\left(\frac{\pi - \varepsilon}{\pi} \log\left(\frac{\pi}{|t|}\right)\right) dt \\ &= \frac{1}{C} \int_{-\pi}^{\pi} \left(\frac{\pi}{|t|}\right)^{1 - \frac{\varepsilon}{\pi}} dt = \frac{C_1}{\varepsilon}, \end{aligned}$$

which proves (53) and also (54) since $\bar{u}_k = 0$. □

Lemma 3.2 (ε -regularity Lemma) *Let $u \in L^1(S^1)$ be a solution of*

$$(-\Delta)^{\frac{1}{2}} u = \kappa e^u - 1, \tag{56}$$

with $\kappa \in L^\infty(S^1)$ and $e^u \in L^1(S^1)$ and $\Lambda := \|\kappa e^u\|_{L^1}$. Assume that for some arc $A \subset S^1$

$$\int_A |\kappa| e^u d\theta \leq \pi - \varepsilon, \tag{57}$$

for some $\varepsilon > 0$. Then for every arc $A' \Subset A$ with $\text{dist}(A^c, A') = \delta$

$$\|u - \bar{u}\|_{L^\infty(A')} \leq C(\delta, \varepsilon, \Lambda). \tag{58}$$

Proof. Set $f := (-\Delta)^{\frac{1}{2}} u$. We split $f = f_1 + f_2$ where

$$f_1 = \kappa e^u \chi_A, \quad f_2 = \kappa e^u \chi_{A^c}.$$

Let us now define

$$u_i(t) := G * f_i(t) = \int_{S^1} G(t - \theta) f_i(\theta) d\theta, \quad i = 1, 2,$$

where G is as in Lemma 3.1. From (51) and (52) it follows that

$$u - \bar{u} = G * (\kappa e^u - 1) = G * (\kappa e^u) = u_1 + u_2.$$

Choose now an arc A'' with $A' \Subset A'' \Subset A$ and $\text{dist}(A'', A^c) = \text{dist}(A', (A'')^c) = \frac{\delta}{2}$. With (50) we easily bound

$$\|u_2\|_{L^\infty(A'')} \leq C_1 = C_1(\Lambda, \delta). \quad (59)$$

It follows from (57) and Theorem 3.1 that $\|e^{|u_1|}\|_{L^p(S^1)} \leq C_{p,\varepsilon}$ for some $p > 1$, and consequently also $e^{\bar{u}} \leq C$. Then for $t \in A'$ we have

$$\begin{aligned} u_1(t) &\leq \int_A G(t - \theta) (|\kappa| e^{u_1(\theta)} e^{u_2(\theta) + \bar{u}} - 1) d\theta \\ &\leq \|\kappa\|_{L^\infty} \left(\underbrace{e^{C_1 + \bar{u}} \int_{A''} G(t - \theta) e^{u_1(\theta)} d\theta}_{(1)} + \underbrace{\int_{A \setminus A''} G(t - \theta) e^{u(\theta)} d\theta}_{(2)} + C \right) \\ &\leq C, \end{aligned}$$

where in (1) we use that $G \in L^q(S^1)$ for $q \in [1, \infty)$ and in (2) we use that $G \in L^\infty(A' \times (A \setminus A''))$. \square

Lemma 3.3 *Let $\lambda : S^1 \rightarrow S^1$ satisfy $(-\Delta)^{\frac{1}{2}}\lambda \in L^1(S^1)$ and let $\tilde{\lambda}$ be the harmonic extension of λ to D^2 . Then*

$$\|\nabla \tilde{\lambda}\|_{L^{(2,\infty)}(D^2)} \leq C \|(-\Delta)^{\frac{1}{2}}\lambda\|_{L^1(S^1)}, \quad (60)$$

and for any ball $B_r(x_0)$

$$\frac{1}{r} \int_{B_r(x_0) \cap D^2} |\nabla \tilde{\lambda}| dx \leq C \|\nabla \tilde{\lambda}\|_{L^{(2,\infty)}(B_r(x_0) \cap D^2)}. \quad (61)$$

Proof. Let $\lambda : S^1 \rightarrow S^1$ satisfy $(-\Delta)^{\frac{1}{2}}\lambda \in L^1(S^1)$ and let $\tilde{\lambda}$ be the harmonic extension of λ to D^2 . Then we can write

$$\tilde{\lambda}(x) = \int_{S^1} G(x, y) \frac{\partial \tilde{\lambda}}{\partial \nu}(y) dy = \int_{S^1} G(x, y) (-\Delta)^{\frac{1}{2}}\lambda(y) dy \quad (62)$$

where G is the Green function associated to the Neumann problem. It is known that $\nabla_x(G(x, y)) \in L^{(2,\infty)}(S^1)$ (see e.g. [22]). Therefore $\nabla \tilde{\lambda}(x) \in L^{(2,\infty)}(D^2)$ as well and (60) holds.

The proof of (61) follows from O'Neil's inequality [30]

$$\int_A |\nabla \tilde{\lambda}| dx \leq \|\chi_A\|_{L^{(2,1)}(A)} \|\nabla \tilde{\lambda}\|_{L^{(2,\infty)}(A)} = \sqrt{|A|} \|\nabla \tilde{\lambda}\|_{L^{(2,\infty)}(A)}$$

for any $A \subset D^2$. \square

Theorem 3.2 *Let (λ_k) be a sequence as in Theorem 1.2, and let $(\Phi_k) \subset C^1(\bar{D}^2, \mathbb{C})$ be holomorphic immersions with $\lambda_k(z) = \log |\Phi_k'(z)|$ for $z \in S^1$ and $\Phi_k(1) = 0$ (compare to Theorem 1.3) Then, up to extracting a subsequence, the following set is finite*

$$B := \left\{ a \in S^1 : \lim_{r \rightarrow 0^+} \limsup_{k \rightarrow \infty} \int_{B(a,r) \cap S^1} |\kappa_k| e^{\lambda_k} d\theta \geq \pi \right\} = \{a_1, \dots, a_N\}, \quad (63)$$

and for functions $v_\infty \in L^1(S^1, \mathbb{R})$ and $\Phi_\infty \in W^{1,2}(D^2, \mathbb{C})$ we have for $1 \leq p < \infty$

$$\lambda_k - \bar{\lambda}_k \rightharpoonup v_\infty \quad \text{in } W_{\text{loc}}^{1,p}(S^1 \setminus B), \quad \bar{\lambda}_k := \frac{1}{2\pi} \int_{S^1} \lambda_k d\theta, \quad (64)$$

and

$$\Phi_k \rightharpoonup \Phi_\infty \quad \text{in } W_{\text{loc}}^{2,p}(\bar{D}^2 \setminus B, \mathbb{C}) \text{ and in } W^{1,2}(D^2, \mathbb{C}). \quad (65)$$

Moreover, one of the following alternatives holds:

1. The sequence $(\lambda_k) \subset \mathbb{R}$ is bounded and Φ_∞ is a holomorphic immersion of $\bar{D}^2 \setminus B$ (i.e. it is holomorphic in D^2 and $\partial_z \Phi_\infty \neq 0$ for $z \in \bar{D}^2 \setminus B$).
2. $\lambda_k \rightarrow -\infty$ locally uniformly as $k \rightarrow +\infty$, and $\Phi_\infty \equiv Q$ for some constant $Q \in \mathbb{C}$.

Proof. The sequence of measures $|\kappa_k| e^{\lambda_k} d\theta$ on S^1 is bounded (for the total variation norm), hence up to extracting a subsequence we have $|\kappa_k| e^{\lambda_k} dx \xrightarrow{*} \mu$ weakly in the sense of measures for a Radon measure $\mu \in \mathcal{M}(S^1)$. Let $B := \{a \in S^1 : \mu(\{a\}) \geq \pi\}$. Then B is clearly finite, say $B = \{a_1, \dots, a_N\}$, and is characterised by the first identity in (63). Indeed if $\mu(\{a\}) \geq \pi$, for every $r > 0$ and $\varphi \in C^0(S^1)$ supported in $B(a, r) \cap S^1$ such that $0 \leq \varphi \leq 1 = \varphi(a)$ one has

$$\limsup_{k \rightarrow \infty} \int_{B(a,r) \cap S^1} |\kappa_k| e^{\lambda_k} d\theta \geq \limsup_{k \rightarrow \infty} \int_{S^1} |\kappa_k| e^{\lambda_k} \varphi d\theta = \int_{S^1} \varphi d\mu \geq \pi \varphi(a) = \pi,$$

and conversely if $\mu(\{a\}) < \pi$, then $\mu(B(a, r_0) \cap S^1) < \pi$ for some $r_0 > 0$, hence taking $\varphi \in C^0(S^1)$ supported in $B(a, r_0) \cap S^1$, with $0 \leq \varphi \leq 1$ and $\varphi \equiv 1$ on $B(a, r_0/2) \cap S^1$, one gets

$$\limsup_{k \rightarrow \infty} \int_{B(a, r_0/2) \cap S^1} |\kappa_k| e^{\lambda_k} d\theta \leq \limsup_{k \rightarrow \infty} \int_{S^1} |\kappa_k| e^{\lambda_k} \varphi d\theta = \int_{S^1} \varphi d\mu \leq \mu(B(a, r_0)) < \pi.$$

We now show that for every compact $K \subset S^1 \setminus B$ there exists a constant c_K depending on \bar{L} and $\bar{\kappa}$ in (7)-(9) such that

$$\|e^{\lambda_k}\|_{L^\infty(K)} \leq c_K. \quad (66)$$

and

$$\|\lambda_k - \bar{\lambda}_k\|_{L^\infty(K)} \leq c_K. \quad (67)$$

Indeed cover K with finitely many arcs $A_i \cap S_1$ so that

$$\int_{A_i \cap S^1} |\kappa_k| e^{\lambda_k} d\theta < \pi.$$

From Lemma 3.2 it follows that $\lambda_k - \bar{\lambda}_k$ is bounded in each A_i , and (67) follows. Moreover, considering that $\|e^{\lambda_k}\|_{L^1(S^1)} = L_k \leq \bar{L}$, it follows that $\bar{\lambda}_k$ and λ_k are upper bounded, and this proves (66). Now writing $\lambda_k - \bar{\lambda}_k = G * (\kappa_k e^{\lambda_k} - 1)$ as in (52) of Lemma 3.1 we can bootstrap regularity and obtain that $\lambda_k - \bar{\lambda}_k$ is bounded in $W^{1,p}(K)$ for every $p < \infty$, and (64) follows from weak compactness.

Let $\tilde{\lambda}_k$ be the harmonic extension of λ_k . From (67), (60) and (61) we get

$$\|\tilde{\lambda}_k - \bar{\lambda}_k\|_{L^\infty(\partial(D^2 \setminus \cup_{i=1}^N B(a_i, \delta)))} \leq C_\delta \quad \text{for every } \delta > 0,$$

hence

$$(\tilde{\lambda}_k - \bar{\lambda}_k) \quad \text{is bounded in } W_{\text{loc}}^{1,p}(\bar{D}^2 \setminus B). \quad (68)$$

Since Φ_k is harmonic and conformal, the following estimate holds

$$\int_{D^2} |\nabla \Phi_k(z)|^2 \leq \frac{1}{2} L_k^2. \quad (69)$$

Since $\Phi_k(1) = 0$ it follows that the sequence (Φ_k) is bounded in $W^{1,2}(D^2)$ and, up to a subsequence, $\Phi_k \rightharpoonup \Phi_\infty$ weakly in $W^{1,2}(D^2)$, where Φ_∞ is holomorphic.

From (15) it follows that $|\nabla \Phi_k|$ is bounded in $W_{\text{loc}}^{1,p}(S^1 \setminus B)$, hence Φ_k is bounded in $W_{\text{loc}}^{2,p}(S^1 \setminus B)$ and up to a subsequence one gets $\Phi_k \rightharpoonup \Phi_\infty$ in $W_{\text{loc}}^{2,p}(D^1 \setminus B)$, as wished.

Further, if $\bar{\lambda}_k \rightarrow -\infty$, then (68) yields $\nabla \Phi_k \rightarrow 0$ uniformly locally in $\bar{D}^2 \setminus B$, hence Φ_∞ is constant. Similarly, if $\lambda_k \geq -C$, then $|\nabla \Phi_k|$ is locally uniformly lower bounded on $D^2 \setminus B$, hence $\nabla \Phi_\infty \neq 0$ in $D^2 \setminus B$. \square

3.2 Blow-up Analysis

In this section we associate to a sequence (λ_k) satisfying (7)-(8)-(9) a sequence of curves $(\gamma_k) \subset W^{2,\infty}(S^1, \mathbb{C})$ with bounded lengths $L_k \leq \bar{L}$, curvatures bounded by $\bar{\kappa}$, $|\dot{\gamma}_k| \equiv \frac{L_k}{2\pi}$, a sequence $(\Phi_k) \subset C^1(\bar{D}^2, \mathbb{C})$ of holomorphic immersions so that $|(\Phi_k')|_{S^1} = e^{\lambda_k}$ and a sequence of diffeomorphisms $\sigma_k : S^1 \rightarrow S^1$ such that $\Phi_k \circ \sigma_k = \gamma_k$. Up to a translation we can assume that $\Phi_k(1) = 0$, and by Arzelà-Ascoli's theorem $\gamma_k \rightarrow \gamma_\infty$ in $C^1(S^1, \mathbb{C})$ for a curve $\gamma_\infty \in W^{2,\infty}(S^1, \mathbb{C})$.

Notice that (Φ_k) and (λ_k) satisfy the hypothesis of Theorem 3.2, and up to a subsequence we can assume that (64) and (65) hold for a finite set $B = \{a_1, \dots, a_N\}$ and functions $v_\infty \in L^1(S^1, \mathbb{R})$ and $\Phi_\infty \in W^{1,2}(D^2, \mathbb{C})$. Moreover, either 1. or 2. in Theorem 3.2 holds.

We introduce the following distance function $D_k: S^1 \times S^1 \rightarrow \mathbb{R}^+$.

$$D_k(q, q') = \inf \left\{ \left(\int_0^1 |\Phi'_k(\Delta_k(t))|^2 |\Delta'_k(t)|^2 dt \right)^{\frac{1}{2}}, \right. \\ \left. \Delta_k \in W^{1,2}([0, 1], \bar{D}^2), \Delta_k(0) = \sigma_k(q), \Delta_k(1) = \sigma_k(q') \right\}, \quad (70)$$

It is well-known that the infimum in (70) is attained by a path Δ_k such that $|\Phi'_k(\Delta_k(t))||\Delta'_k(t)| = \text{const}$. For such path we then have

$$\left(\int_0^1 |\Phi'_k(\Delta_k(t))|^2 |\Delta'_k(t)|^2 dt \right)^{\frac{1}{2}} = \int_0^1 |\Phi'_k(\Delta_k(t))||\Delta'_k(t)| dt =: \int_{\Delta_k} |\Phi'_k(z)||dz|.$$

In the sequel we sometimes identify the parametrization of a curve Δ with its image.

Proposition 3.1 1) The function D_k is Lipschitz continuous with $\|\nabla D_k\|_{L^\infty} \leq 1$ and it converges uniformly.

2) The infimum in (70) is attained by a curve Δ_k in normal parametrization such that the curvature of $\Phi_k \circ \Delta_k$ is bounded by $\|\kappa_k\|_{L^\infty}$.

Proof. 1. Let $q, q', \tilde{q}, \tilde{q}' \in S^1$. The following estimate holds

$$D_k(q, q') \leq D_k(\tilde{q}, \tilde{q}') + \text{arc}(\gamma_k(q), \gamma_k(\tilde{q})) + \text{arc}(\gamma_k(q'), \gamma_k(\tilde{q}')) \\ \leq D_k(\tilde{q}, \tilde{q}') + |q - \tilde{q}| + |q' - \tilde{q}'|.$$

By exchanging (q, q') and (\tilde{q}, \tilde{q}') we get that

$$|D_k(q, q') - D_k(\tilde{q}, \tilde{q}')| \leq |q - \tilde{q}| + |q' - \tilde{q}'|,$$

and we conclude.

2. For a geodesic Δ with respect to D_k , the curve $\Phi_k \circ \Delta$ is a geodesic in \mathbb{C} under the constraint that $\Phi_k \circ \Delta \subset \Phi_k(\bar{D}^2)$. This must be a union of segments (contained in $\Phi_k(D^2)$) and arcs of the curve γ_k , where the segments touch the curve γ_k tangentially. Hence the curvature of $\Phi_k \circ \Delta$ is bounded by $\|\kappa_k\|_{L^\infty}$.

This completes the proof of Proposition 3.1. \square

We give next the definition of a *pinched point* for the curve γ_∞ .

Definition 3.1 (Pinched point) A point $p \in S^1$ is called pinched point for the sequence (γ_k) if there exists $p' \in S^1$, $p \neq p'$ such that $\lim_{k \rightarrow +\infty} D_k(p, p') = 0$. We call p' the “dual” of p . We denote by \mathcal{P} the sets of the pinched points of γ_∞ .

Remark 3.1 The definition of pinched point is independent of Φ_k and σ_k in the sense that if $\tilde{\Phi}_k = \Phi_k \circ f_k$ where $f_k: \bar{D}^2 \rightarrow \bar{D}^2$ is a Möbius transformation and if $\tilde{\sigma}_k = f_k^{-1} \circ \sigma_k$, then

$$\lim_{k \rightarrow +\infty} \int_0^1 |\Phi'_k(\Delta(t))||\Delta'(t)| dt = 0, \quad \text{if and only if} \quad \lim_{k \rightarrow +\infty} \int_0^1 |\tilde{\Phi}'_k(\tilde{\Delta}(t))||\tilde{\Delta}'(t)| dt = 0.$$

Proposition 3.2 *Assume that we are in case 2 of Theorem 3.2, i.e. $\Phi_k \rightarrow Q$ in $C_{\text{loc}}^{1,\alpha}(\bar{D}^2 \setminus \{a_1, \dots, a_N\})$ for a constant $Q \in \mathbb{C}$. Then $N \in \{1, 2\}$. If $N = 2$, let \mathcal{C}_+ and \mathcal{C}_- be the connected components of $S^1 \setminus \{a_1, a_2\}$. Then $\sigma_k^{-1} \rightarrow p^\pm$ locally uniformly on \mathcal{C}_\pm , where $p^+, p^- \in \mathcal{P}$ are dual. Moreover $Q = \gamma_\infty(p^+) = \gamma_\infty(p^-)$ and $\dot{\gamma}_\infty(p^+) = -\dot{\gamma}_\infty(p^-)$, $\kappa_k e^{\lambda_k} \xrightarrow{*} \pi(\delta_{a_1} + \delta_{a_2})$ and $v_k := \lambda_k - \bar{\lambda}_k \rightarrow v_\infty$ in $W_{\text{loc}}^{1,p}(S^1 \setminus \{a_1, a_2\})$, where v_∞ solves (11). If $N = 1$ then $v_k \rightarrow v_\infty$ where v_∞ solves (10).*

Proof. By Theorem 3.2 we have $\bar{\lambda}_k \rightarrow -\infty$ and $\lambda_k \rightarrow -\infty$ uniformly locally in $S^1 \setminus B = \{a_1, \dots, a_N\}$. In particular, since the signed radon measures $\kappa_k e^{\lambda_k} dx$ are uniformly bounded, we have $\mu_k \xrightarrow{*} \mu$ for a Radon measure supported in B , which then we can write as $\mu = \sum_{i=1}^N \alpha_i \delta_{a_i}$. Moreover, since

$$\int_{S^1} \kappa_k e^{\lambda_k} d\theta = 2\pi,$$

we infer that $\sum_{i=1}^N \alpha_i = 2\pi$.

Let us assume that $N \geq 2$. We want to prove that $\alpha_i = \pi$ for every i , hence necessarily $N = 2$. In order to prove that $\alpha_i = \pi$, up to a rotation we can reduce to proving that $\alpha_1 = \pi$ and assume that $a_1 = i$. We can also assume that $N = 2$ and $a_2 = -i$. If this is not the case, it suffices to compose Φ_k with Möbius diffeomorphisms $f_k(z) = \frac{z-it_k}{1+it_k z}$ with $t_k \uparrow 1$ slowly enough so that $\tilde{\Phi}_k := \Phi_k \circ f_k$ is still as in case 2 of Theorem 3.2, with $B = \{a_1 = i, a_2 = -i\}$.

Then let Φ_k be as above, with $\Phi_k \rightarrow Q$ in $W_{\text{loc}}^{2,p}(\bar{D}^2 \setminus \{i, -i\})$. Set

$$V_k(z) = e^{-\bar{\lambda}_k}(\Phi_k(z) - \Phi_k(0)), \quad v_k = \log |V_k'|_{S^1}| = \lambda_k - \bar{\lambda}_k.$$

By Theorem 3.2 we have

$$v_k \rightarrow v_\infty \quad \text{in } W_{\text{loc}}^{1,p}(S^1 \setminus \{i, -i\}) \text{ and in } \mathcal{D}'(S^1),$$

where v_∞ solves

$$(-\Delta)^{\frac{1}{2}} v_\infty = \alpha \delta_i + (2\pi - \alpha) \delta_{-i} - 1, \quad (71)$$

for some $\alpha \in \mathbb{R}$. Similarly $V_k \rightarrow V_\infty$ in $W_{\text{loc}}^{2,p}(\bar{D}^2 \setminus \{i, -i\})$. Solutions to (71) can be computed explicitly using Lemma 3.1, so that

$$v_\infty(e^{i\theta}) = -\frac{\alpha}{2\pi} \log(2(1 - \sin \theta)) - \frac{2\pi - \alpha}{2\pi} \log(2(1 + \sin \theta)).$$

Notice that writing $z = x + iy$, for $z = e^{i\theta} \in S^1$ we have

$$2(1 - \sin \theta) = x^2 + y^2 - 2y + 1 = |z - i|^2,$$

and similarly $2(1 + \sin \theta) = |z + i|^2$. In particular the v_∞ can be extended to a holomorphic function

$$\tilde{v}_\infty(z) := -\frac{\alpha}{2\pi} \log(|z - i|^2) - \frac{2\pi - \alpha}{2\pi} \log(|z + i|^2), \quad z \in \bar{D}^2 \setminus \{i, -i\}. \quad (72)$$

The estimate (68) together with (15) implies that

$$c_\delta^{-1} \leq |V'_k| \leq c_\delta \quad \text{on } \bar{D}^2 \setminus (B(i, \delta) \cup B(-i, \delta)) \quad \text{for every } \delta > 0.$$

Therefore $V_k \rightarrow V_\infty$ as $k \rightarrow +\infty$ in $W_{\text{loc}}^{2,p}(\bar{D}^2 \setminus \{i, -i\})$, where V_∞ is a conformal immersion of $\bar{D}^2 \setminus \{i, -i\}$. Moreover, still using (15), from (72) we obtain

$$|V'_\infty(z)| = \frac{1}{|z - i|^{\frac{\alpha}{\pi}} |z + i|^{2 - \frac{\alpha}{\pi}}}.$$

Since V'_∞ is holomorphic in D^2 , up to a rotation (i.e. multiplication by a constant $e^{i\theta_0}$) we obtain

$$V'_\infty(z) = \frac{1}{(z - i)^{\frac{\alpha}{\pi}} (z + i)^{2 - \frac{\alpha}{\pi}}}, \quad V_\infty(z) = \int_0^z \frac{dz}{(z - i)^{\frac{\alpha}{\pi}} (z + i)^{2 - \frac{\alpha}{\pi}}}.$$

Up to possibly switching i with $-i$ we may assume that $\alpha \leq \pi$. The function V_∞ is also known as Schwarz-Christoffel mapping¹ and sends the two arcs of $\mathcal{C}_+, \mathcal{C}_- \subset S^1$ joining i and $-i$ (chosen so that $\pm 1 \in \mathcal{C}_\pm$) into two parallel straight lines if $\alpha = \pi$ and into two half-lines meeting at $V_\infty(i)$, forming there an angle of $\pi - \alpha$ if $\alpha < \pi$.

Claim 1. As $k \rightarrow +\infty$ we have $\sigma_k^{-1} \rightarrow p^\pm$ in $L_{\text{loc}}^\infty(\mathcal{C}_\pm)$, where $p^+, p^- \in S^1$, with $p^+ \neq p^-$.

Proof of Claim 1. Notice that $\Phi_k \rightarrow Q$ in $W_{\text{loc}}^{2,p}(\bar{D}^2 \setminus \{i, -i\})$ implies that

$$\frac{\partial \sigma_k^{-1}}{\partial \theta} \rightarrow 0 \quad \text{uniformly locally in } S^1 \setminus \{i, -i\} \text{ as } k \rightarrow +\infty.$$

This proves the first part of the claim. Assume by contradiction that $p^+ = p^-$. Set $p_k^\pm = \sigma_k^{-1}(\pm 1) \rightarrow p^\pm$. By assumption $|\text{arc}(p_k^+, p_k^-)| \rightarrow 0$ (here $\text{arc}(p_k^+, p_k^-)$ denotes the shortest arc connecting p_k^+ to p_k^-). Since σ_k is a diffeomorphism, for small $\delta > 0$, $\sigma_k(\text{arc}(p_k^+, p_k^-))$ contains either $S^1 \cap B(i, \delta)$ or $S^1 \cap B(-i, \delta)$. Suppose it contains $S^1 \cap B(i, \delta)$. Then

$$\begin{aligned} \int_{S^1 \cap B(i, \delta)} e^{\lambda_k} d\theta &= \int_{S^1 \cap B(i, \delta)} |\Phi'_k(e^{i\theta})| d\theta \\ &\leq \int_{\text{arc}(p_k^+, p_k^-)} |\dot{\gamma}_k| d\theta \\ &= \frac{L_k}{2\pi} |\text{arc}(p_k^+, p_k^-)| \rightarrow 0, \end{aligned} \tag{73}$$

as $k \rightarrow \infty$. This contradicts that $i \in B$, and concludes the proof of the claim 1. \square

Claim 2. p^+ is a pinched point and p^- is dual to it.

Proof of Claim 2. Let $p_k^\pm = \sigma_k^{-1}(\pm 1)$ be as above. Consider the path

$$\Delta_k = \text{arc}(\sigma_k(p^+), 1) \cup \text{arc}(\sigma_k(p^-), -1) \cup [-1, 1],$$

¹up to composition with a conformal transformation, since Schwarz-Christoffel maps are usually defined on the half plane $\{z \in \mathbb{C} : \Re z > 0\}$ instead of the unit disk.

where $[-1, 1]$ is the segment in \bar{D}^2 joining -1 to 1 . Since as $k \rightarrow \infty$ we have

$$\int_{\text{arc}(\sigma_k(p^\pm), \pm 1)} |\Phi'_k(e^{i\theta})| d\theta = \int_{\text{arc}(p_k^\pm, p^\pm)} |\dot{\gamma}_k| d\theta = \frac{L_k |\text{arc}(p_k^\pm, p^\pm)|}{2\pi} \rightarrow 0 \quad (74)$$

and

$$\int_{[-1, 1]} |\Phi'_k| |dz| \leq 2 \sup_{[-1, 1]} |\Phi'_k| |dz| \rightarrow 0,$$

we immediately infer that

$$\int_{\Delta_k} |\Phi'_k| |dz| \rightarrow 0,$$

hence p^+ is dual to p^- . This proves claim 2. \square

Now

$$\frac{2\pi}{L_k} \dot{\gamma}_k(p_k^\pm) = \frac{\frac{\partial \Phi_k(\pm 1)}{\partial \theta}}{\left| \frac{\partial \Phi_k(\pm 1)}{\partial \theta} \right|} = \frac{\frac{\partial \Phi_k(\pm 1)}{\partial \theta}}{e^{\bar{\lambda}_k} e^{\lambda_k(\pm 1) - \bar{\lambda}_k}} = \frac{\partial V_\infty(\pm 1)}{\partial \theta} e^{\bar{\lambda}_k - \lambda_k(\pm 1)} + o(1) \quad \text{as } k \rightarrow \infty. \quad (75)$$

In particular, denoting by $(v, w)^\wedge$ the angle between two vectors, we have

$$(\dot{\gamma}_k(p_k^+), \dot{\gamma}_k(p_k^-))^\wedge \rightarrow \left(\frac{\partial V_\infty(1)}{\partial \theta}, \frac{\partial V_\infty(-1)}{\partial \theta} \right)^\wedge = \alpha. \quad (76)$$

We consider now different cases.

Case 1: $0 < \alpha < \pi$. Since $p_k^\pm \rightarrow p^\pm$ and p^+ is pinched to p^- , and since

$$\begin{aligned} |\gamma_k(p_k^+) - \gamma_k(p_k^-)| &\leq D_k(p_k^+, p_k^-) \\ &\leq D_k(p^+, p^-) + \frac{L_k}{2\pi} (|\text{arc}(p^+, p_k^+)| + |\text{arc}(p^-, p_k^-)|) \\ &\rightarrow 0 \quad \text{as } k \rightarrow \infty \end{aligned}$$

and taking (76) and the bound $\bar{\kappa}$ on the curvature of γ_k into account, we see that for positive numbers $\delta_k^\pm \rightarrow 0$ as $k \rightarrow \infty$ we have

$$\gamma_k(p_k^+ e^{i\delta_k^+}) = \gamma_k(p_k^- e^{-i\delta_k^-}), \quad (77)$$

i.e. the two curves $t \mapsto \gamma_k(p_k^\pm e^{\pm it})$ cross in short time (see Figure 6). Because $\delta_k^\pm \rightarrow 0$ we have

$$D_k(p_k^+ e^{i\delta_k^+}, p_k^- e^{-i\delta_k^-}) \leq D_k(p_k^+, p_k^-) + \frac{L_k(\delta_k^+ + \delta_k^-)}{2\pi} \rightarrow 0, \quad \text{as } k \rightarrow \infty. \quad (78)$$

Let now $\Delta_k : [0, 1] \rightarrow \bar{D}^2$ be a geodesic realising the distance on the left-hand side of (78). Then (77) implies that $\Phi_k \circ \Delta_k$ is a closed curve (non-constant, since $p_k^+ e^{i\delta_k^+} \neq p_k^- e^{-i\delta_k^-}$ for k large) so that the integral of its curvature is at least π (see Lemma 3.4 below). On the other hand Proposition 3.1 implies that the curvature of $\Phi_k \circ \Delta_k$ is bounded by $\bar{\kappa}$, and since the length of such geodesic is going to 0 according to (78), we get a contradiction.

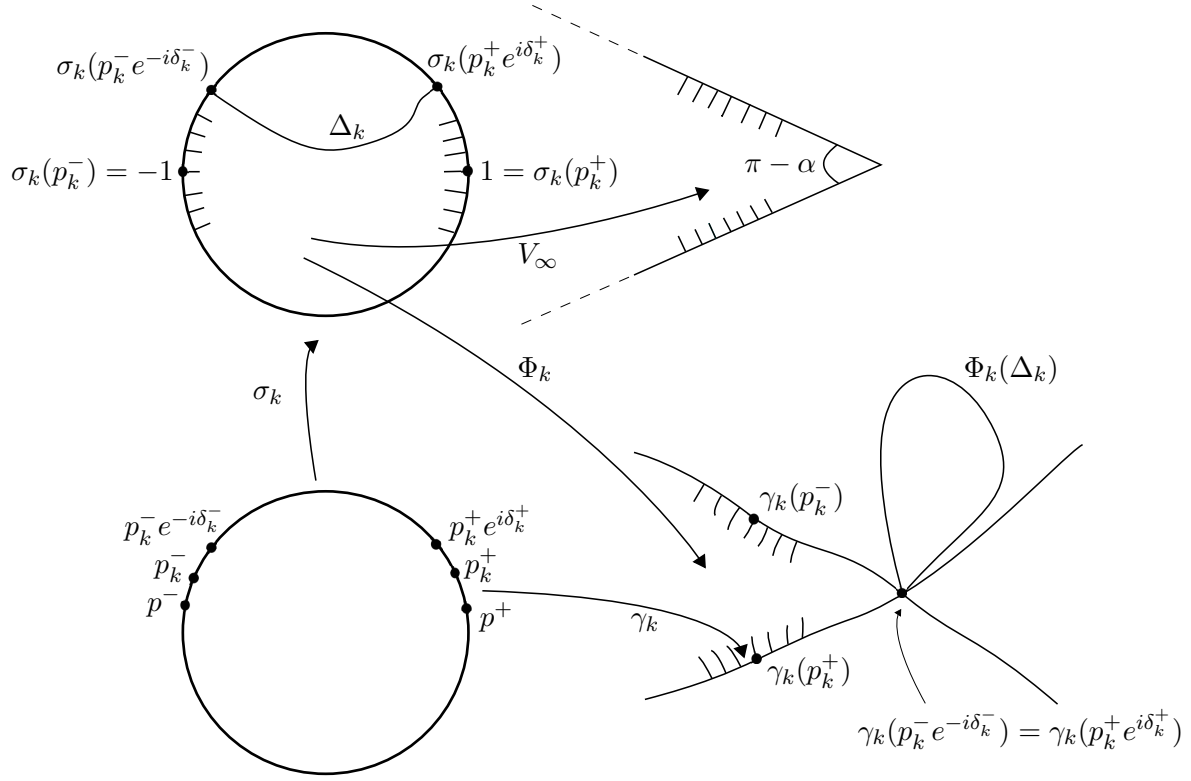


Figure 6: Case 1

Case 2: $\alpha = 0$. Similar to case 1, if the curves $\gamma_k(p_k^\pm e^{\pm it})$ cross for small times $\delta_k^\pm \rightarrow 0$, we conclude as before. If not, we can at least say that up to a rotation of the axis

$$V_\infty(D^2) = \{x + iy : y < 0\} \quad (79)$$

and that for small times $\delta_k^\pm \rightarrow 0$ we have

$$\Re(\gamma_k(p_k^+ e^{i\delta_k^+})) = \Re(\gamma_k(p_k^- e^{-i\delta_k^-})) \quad (80)$$

and without loss of generality

$$\Im(\gamma_k(p_k^+ e^{i\delta_k^+})) > \Im(\gamma_k(p_k^- e^{-i\delta_k^-})), \quad (81)$$

where for $x, y \in \mathbb{R}$ we used the notation $\Re(x + iy) = x$, $\Im(x + iy) = y$ (see Figure 7). Moreover since the curvature of γ_k is uniformly bounded and $\delta_k^\pm \rightarrow 0$, using (75) and (79) we infer

$$\frac{\dot{\gamma}_k(p_k^\pm e^{\pm i\delta_k^\pm})}{|\dot{\gamma}_k(p_k^\pm e^{\pm i\delta_k^\pm})|} = \frac{\dot{\gamma}_k(p_k^\pm)}{|\dot{\gamma}_k(p_k^\pm)|} + o(1) = -1 + o(1),^2 \quad (82)$$

²the symbol $\dot{\gamma}_k(p_k^\pm e^{\pm i\delta_k^\pm})$ denotes the derivative of the curve $t \mapsto \gamma_k(e^{it})$ evaluated for $e^{it} = p_k^\pm e^{\pm i\delta_k^\pm}$, and *not* the derivative of the curve $t \mapsto \gamma_k(p_k^\pm e^{\pm it})$ evaluated for $t = \delta_k^\pm$.

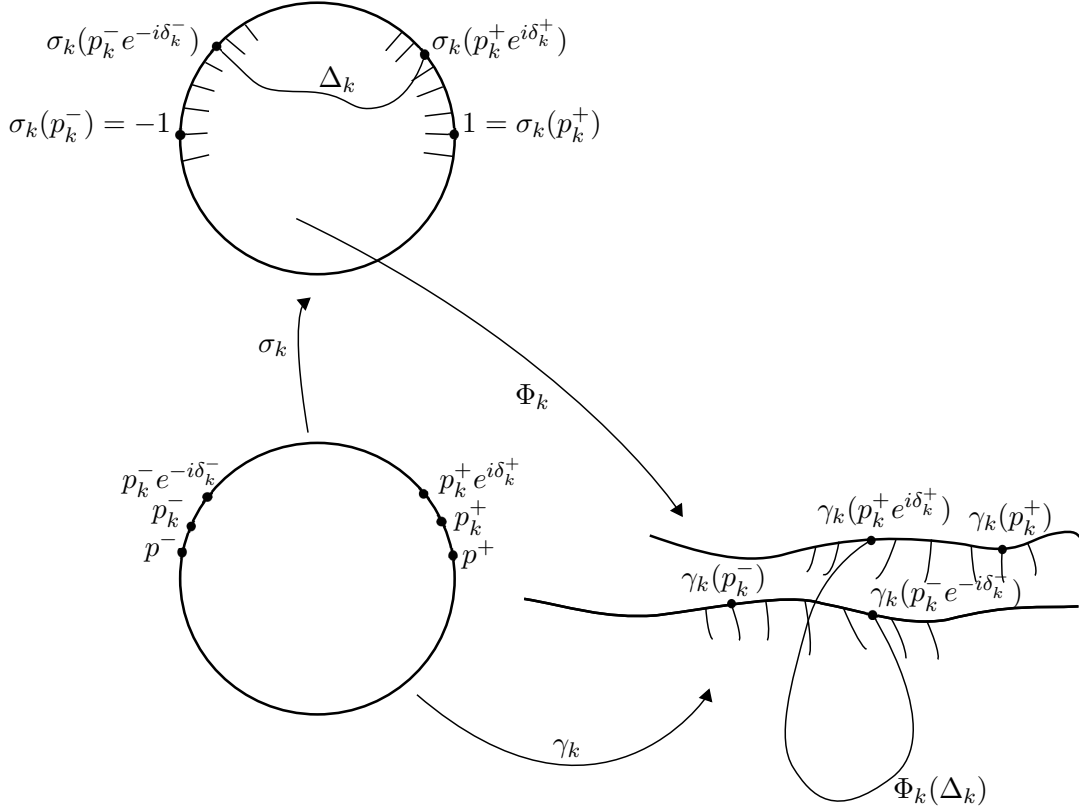


Figure 7: Case 2

i.e. the curves $t \mapsto \gamma_k(p_k^\pm e^{\pm it})$ at the time $t = \delta_k^\pm$ are almost horizontal and pointing into opposite directions (notice that change of orientation between the curves $t \mapsto \gamma_k(e^{it})$ and $t \mapsto \gamma_k(p_k^- e^{-it})$). As before (78) holds, so let $\Delta_k : [0, 1] \rightarrow \bar{D}^2$ be geodesic realising the distance in (78), with $\Delta_k(0) = \gamma_k(p_k^+ e^{i\delta_k^+})$ and $\Delta_k(1) = \gamma_k(p_k^- e^{-i\delta_k^-})$. Up to a reparametrization we can assume that $\tilde{\Delta}_k := \Phi_k \circ \Delta_k : [0, L] \rightarrow \mathbb{C}$ satisfies $|\dot{\tilde{\Delta}}_k(t)| \equiv 1$. Since the map Φ_k preserves the orientation, from (82) we infer

$$\Im(\dot{\tilde{\Delta}}_k(0)) \leq 0 + o(1), \quad \Im(\dot{\tilde{\Delta}}_k(1)) \geq 0 + o(1),$$

i.e. up to a $o(1) \rightarrow 0$ as $k \rightarrow \infty$ we have that $\dot{\tilde{\Delta}}_k(0)$ points downwards, while $\dot{\tilde{\Delta}}_k(1)$ points upwards. Now using (80) we see that the curve $\tilde{\Delta}_k$ has total curvature at least $\frac{\pi}{2} - o(1)$ (see Lemma 3.5 below) again contradicting Proposition 3.1 and (78).

Case 3: $\alpha < 0$. Let Δ be the straight segment in \bar{D}^2 (seen as a smooth path) joining -1 to 1 . Since $\Delta \subset \bar{D}^2 \setminus \{i, -i\}$ we have that $V_k \circ \Delta \rightarrow V_\infty \circ \Delta$, and by the explicit form of V_∞ we deduce that the unit tangent vector of the curve $V_\infty \circ \Delta$ describes an arc in S^1 of length at least $|\alpha| + \pi$ (we are using that Δ touches S^1 perpendicularly, and V_∞ is conformal). This implies that for k large enough, any C^1 -curve of the form $\Phi_k \circ \tilde{\Delta}$ for a curve $\tilde{\Delta} \in C^1([0, 1], \bar{D}^2)$ with $\tilde{\Delta}(0) = -1$, $\tilde{\Delta}(1) = 1$ has a unit tangent vector

describing an arc of length no less than $|\alpha| - o(1)$. If such a curve is minimizing D_k , since by Proposition 3.1 its curvature is bounded by $\bar{\kappa}$, its length cannot go to zero as $k \rightarrow \infty$. But this contradicts that p^+ and p^- are pinched points, since if Δ_k is a geodesic minimizing $D_k(\sigma_k(p^+), \sigma_k(p^-))$ (with length going to 0 since p^+ and p^- are pinched), then joining Δ_k with the two arcs $\text{arc}(\sigma_k(p^\pm), \pm 1)$ and using (74) one would obtain paths joining -1 to 1 of D_k -length going to 0.

The only case left is $\alpha = \pi$, and this completes the proof. \square

In the proof of Proposition 3.2 we have used the following.

Lemma 3.4 *Let $\Delta \in W^{2,\infty}([0, L], \mathbb{C})$ be a curve satisfying $|\dot{\Delta}(t)| = 1$ for every $t \in [0, L]$ and $\Delta(0) = \Delta(L)$. Then*

$$\int_0^L |\kappa(t)| dt > \pi,$$

where κ is the curvature of Δ .

Proof. Let $\theta : [0, L] \rightarrow \mathbb{R}$ be a continuous function such that $\dot{\Delta}(t) = e^{i\theta(t)}$ for $t \in [0, L]$. Then it is easy to see that $\dot{\theta} = \kappa$. We have $\theta([0, L]) = [\theta_-, \theta_+] \subset \mathbb{R}$ for some $\theta_-, \theta_+ \in \mathbb{R}$. Assume now that

$$\theta_+ - \theta_- \leq \pi, \tag{83}$$

and set

$$\bar{\theta} := \frac{\theta_+ + \theta_-}{2}, \quad v := e^{i\bar{\theta}}.$$

Then since $|\theta(t) - \bar{\theta}| \leq \frac{\pi}{2}$ for every $t \in [0, L]$, we have

$$\frac{d}{dt} \langle \Delta(t), v \rangle = \langle \dot{\Delta}(t), v \rangle = \langle e^{i\theta(t)}, e^{i\bar{\theta}} \rangle \geq 0,$$

with identity possible only for a proper subset of $[0, L]$, where $|\theta(t) - \bar{\theta}| = \frac{\pi}{2}$. But this contradicts that $\Delta(0) = \Delta(L)$. In particular (83) cannot hold, and we get

$$\int_0^L |\kappa(t)| dt = \int_0^L |\dot{\theta}(t)| dt \geq \text{osc}(\theta) = \theta_+ - \theta_- > \pi.$$

\square

Lemma 3.5 *Let $\Delta \in W^{2,\infty}([0, L], \mathbb{C})$ be a curve satisfying $|\dot{\Delta}(t)| = 1$ for every $t \in [0, L]$. Assume that*

$$\Re(\Delta(0)) = \Re(\Delta(L)), \tag{84}$$

and that for some (small) $\varepsilon > 0$ one has

$$\Im(\dot{\Delta}(0)) < \varepsilon, \quad \Im(\dot{\Delta}(L)) > -\varepsilon. \tag{85}$$

Then

$$\int_0^L |\kappa(t)| dt > \frac{\pi}{2} - C\varepsilon,$$

where κ is the curvature of Δ and C is a universal constant.

Proof. Let $\theta \in W^{1,\infty}([0, L], \mathbb{R})$ be as in the proof of Lemma 3.4. Then (84) implies that for some $t_1, t_2 \in [0, L]$ one has $\Re(e^{i\theta(t_1)}) \leq 0$, $\Re(e^{i\theta(t_2)}) \geq 0$ (otherwise $\dot{\Delta}$ would be pointing always right or always left). Condition (85) implies that $\Im(e^{i\theta(0)}) \leq \varepsilon$, $\Im(e^{i\theta(L)}) > -\varepsilon$. Then we immediately infer that the oscillation of θ is at least $\frac{\pi}{2} - C\varepsilon$, and we conclude as in the proof of Lemma 3.4, using that $\kappa = \dot{\theta}$. \square

Next we prove some properties concerning the set \mathcal{P} .

Lemma 3.6 *Let p^+, p^- be dual pinched points, and assume that $\sigma_k(p^\pm) = \pm 1$. Then Φ_k is as in case 2 of Theorem 3.2, $B = \{a_1, a_2\}$ and $\pm 1 \notin B$. Moreover every pinched point p has only one dual p' and $|\text{arc}(p, p')| \geq \frac{C}{\bar{\kappa}}$.*

Proof. Let us start from the first claim. If Φ_k is as in case 1 of Theorem 3.2, then

$$\int_{\Delta_k} |\Phi'_k(z)| |dz| \geq C \quad \text{for every } \Delta_k \text{ with } \Delta_k(0) = -1, \Delta_k(1) = 1, \quad (86)$$

in contrast with the fact that p^+ and p^- are pinched. Then we are in case 2 of Theorem 3.2 and by Proposition 3.2 we have $N \in \{1, 2\}$. Assume now that $a_1 = 1 = \sigma_k(p^+)$ (the reasoning is similar if $a_1 = -1$). Then we compose Φ_k with Möbius diffeomorphism $f_k(z) = \frac{z-t_k}{1-t_k z}$ where $t_k \uparrow 1$ is chosen so that for a fixed small $\delta > 0$ we have for k large enough

$$\int_{S^1 \cap B_\delta(1)} |(\Phi_k \circ f_k)'(z)| |dz| = \frac{\pi}{2\bar{\kappa}}. \quad (87)$$

In other words the effect of f_k is to stretch the disk to remove the concentration at the point $a_1 = 1$, concentrating the disk towards -1 . Then $\tilde{\Phi}_k := \Phi_k \circ f_k$ is necessarily as in case 1 of Theorem 3.2. Moreover the corresponding $\tilde{\sigma}_k := f_k^{-1} \circ \sigma_k$ still satisfies $\tilde{\sigma}_k(p^\pm) = \pm 1$, since f_k leaves ± 1 fixed. This together with (87) contradicts that p^+ and p^- are pinched, since by conformality and convergence of $\tilde{\Phi}_k$, in a neighborhood $B_{\delta/2}(1)$ we have $|\tilde{\Phi}'_k| \geq C$, hence (86) holds with $\tilde{\Phi}_k$ instead of Φ_k . Therefore, going back to the original maps Φ_k we have proven that $\pm 1 \notin B$.

To rule out the case $N = 1$ it suffices to observe that in this case $\sigma_k(p^+)$ and $\sigma_k(p^-)$ would belong to the same connected component of $S^1 \setminus B$, hence, since Φ_k is as in case 2 of Theorem 3.2, we would get $|\text{arc}(\sigma_k^{-1}(1), \sigma_k^{-1}(1))| \rightarrow 0$, which is absurd, since $\sigma_k^{-1}(\pm 1) = p^\pm$ and $p^+ \neq p^-$.

Let us now prove that every pinched point p has a unique dual p' . In order to do that, it suffices to prove that given any 2 pinched points p^+, p^- dual to each other, then $\hat{\gamma}_\infty(p^+) = -\hat{\gamma}_\infty(p^-)$. Let us therefore consider two pinched points p^+, p^- dual to

each other. Up to considering $\tilde{\Phi}_k := \Phi_k \circ f_k$ and $\tilde{\sigma}_k = f_k^{-1} \circ \sigma_k$ for suitable Möbius transformations f_k , we can assume that $\tilde{\sigma}_k(p^\pm) = \pm 1$. Then, by the previous part of the lemma, $\tilde{\Phi}_k$ blows up at two points a_1, a_2 different from ± 1 . To such $\tilde{\Phi}_k$ we can then apply Proposition 3.2 with \mathcal{C}_\pm being the connected component of $S^1 \setminus \{a_1, a_2\}$ containing ± 1 . We then infer that $\dot{\gamma}_\infty(p^+) = -\dot{\gamma}_\infty(p^-)$.

The last claim follows from the fact that both arcs $\mathcal{A}_1, \mathcal{A}_2$ joining $\tilde{\sigma}_k(p^\pm) = \pm 1$ contain a blow up point a_1 or a_2 , for which

$$\int_{\mathcal{A}_i} |\tilde{\kappa}_k| e^{\tilde{\lambda}_k} |dz| = \int_{f_k(\mathcal{A}_i)} |\kappa_k| e^{\lambda_k} |dz| \geq \pi - o(1).$$

□

Lemma 3.7 *The set \mathcal{P} is closed.*

Proof. Let $\{p_n\}$ and $\{p'_n\}$ be respectively a sequence of pinched points and their duals, with $p_n \rightarrow p_\infty$ and $p'_n \rightarrow p'_\infty$ as $k \rightarrow +\infty$.

We first observe that $|p_n - p'_n| \geq C > 0$ for all $n \geq 0$, hence $p_\infty \neq p'_\infty$.

For all p_n there exists curves $\Delta_{n,k} \subseteq \bar{D}^2$ with $\partial\Delta_{n,k} = \{\sigma_k(p_n), \sigma_k(p'_n)\}$ and

$$\lim_{k \rightarrow +\infty} \int_{\Delta_{n,k}} |\Phi'_k(z)| |dz| = 0.$$

Since $\gamma_k \rightarrow \gamma_\infty$ in $C^1(S^1)$ as $k \rightarrow +\infty$, we have

$$\begin{aligned} \lim_{k \rightarrow +\infty} \lim_{n \rightarrow +\infty} \int_{\text{arc}(p_n, p_\infty)} |\dot{\gamma}_k(t)| dt &= 0 \\ \lim_{k \rightarrow +\infty} \lim_{n \rightarrow +\infty} \int_{\text{arc}(p'_n, p'_\infty)} |\dot{\gamma}_k(t)| dt &= 0. \end{aligned} \tag{88}$$

We set

$$\tilde{\Delta}_{n,k} := \Delta_{n,k} \cup \text{arc}(\sigma_k(p_n), \sigma_k(p_\infty)) \cup \text{arc}(\sigma_k(p_n), \sigma_k(p'_\infty)).$$

For all k , we have $\tilde{\Delta}_{n,k} \rightarrow \tilde{\Delta}_{\infty,k}$ as $n \rightarrow +\infty$ with $\partial\tilde{\Delta}_{\infty,k} = \{\sigma_k(p_\infty), \sigma_k(p'_\infty)\}$ and since $\Phi_k \circ \sigma_k = \gamma_k$ on S^1 from (88) we have

$$\lim_{k \rightarrow +\infty} \int_{\tilde{\Delta}_{k,\infty}} |\Phi'_k(z)| |dz| = \lim_{k \rightarrow +\infty} \lim_{n \rightarrow +\infty} \int_{\tilde{\Delta}_{n,k}} |\Phi'_k(z)| |dz| = 0.$$

Hence p_∞ is by definition a pinched point and p'_∞ is its dual. □

We introduce now the following equivalence relation on the set $S^1 \setminus \{\mathcal{P}\}$.

Definition 3.2 *Given $p, q \in S^1 \setminus \{\mathcal{P}\}$ we say that $p \sim q$ if and only if there exists a sequence of paths $\Delta_k: [0, 1] \rightarrow \bar{D}^2$ with $\Delta_k(0) = \sigma_k(p)$, $\Delta_k(1) = \sigma_k(q)$ such that*

$$\liminf_{k \rightarrow +\infty} d_k(\Delta_k, \sigma_k(\mathcal{P})) > 0, \tag{89}$$

where $d_k : \bar{D}^2 \times \bar{D}^2 \rightarrow \mathbb{R}^+$ is the distance defined as

$$d_k(z, w) = \inf \left\{ \left(\int_0^1 |\Phi'_k(\Delta(t))|^2 |\dot{\Delta}(t)|^2 dt \right)^{\frac{1}{2}}, \right. \\ \left. \Delta \in W^{1,2}([0, 1], \bar{D}^2), \Delta(0) = z, \Delta(1) = w \right\}.$$

Proposition 3.3 *Let $q \in S^1 \setminus \{\mathcal{P}\}$, \mathcal{A}_q and \mathcal{B}_q be respectively the equivalence class and the connected component containing q . Then $\mathcal{B}_q \subseteq \mathcal{A}_q$.*

Proof of Proposition 3.3. Let $q \in S^1 \setminus \{\mathcal{P}\}$. We show that $\mathcal{A}_q \cap \mathcal{B}_q$ is open and closed in \mathcal{B}_q .

1. $\mathcal{A}_q \cap \mathcal{B}_q$ is open in \mathcal{B}_q . Let $\delta > 0$ small enough so that $e^{it}q \in S^1 \setminus \{\mathcal{P}\}$ for $t \in [-2\delta, 2\delta]$ and

$$\int_{\sigma_k(\text{arc}(e^{-2\delta i}q, e^{2\delta i}q))} |\Phi'_k(z)||dz| < \frac{\pi}{2\bar{\kappa}}. \quad (90)$$

Now set $q_0 = e^{-i\delta}q$, $q_1 = q$ and $q_2 = e^{i\delta}q$. Let f_k be the sequence of Möbis transformations of \bar{D}^2 such that $\tilde{\sigma}_k(q_0) = 1$, $\tilde{\sigma}_k(q_1) = e^{\frac{2\pi i}{3}}$, $\tilde{\sigma}_k(q_2) = e^{\frac{4\pi i}{3}}$. We apply Theorem 3.2 to $\tilde{\Phi}_k := \Phi_k \circ f_k$ and notice that if we are in case 2 of Theorem 3.2, then there are one or two blow-up points. In the latter case away from the blow-up points $\{a_1, a_2\}$ we have that σ_k^{-1} locally converges to two pinched points, which implies that one of the q_i 's lies in \mathcal{P} , contradiction. In the former case for one couple of points, say q_1 and q_2 one has

$$\int_{\text{arc}(q_1, q_2)} |\dot{\gamma}(t)| dt = \int_{\text{arc}(\tilde{\sigma}_k(q_1), \tilde{\sigma}_k(q_2))} |\tilde{\Phi}'_k(z)||dz| \rightarrow 0,$$

contradicting that $|\dot{\gamma}_k|$ is bounded away from 0 and $|\text{arc}(q_1, q_2)| = \delta$.

Therefore we are in case 1 of Theorem 3.2 and $\tilde{\Phi}_k \rightarrow \tilde{\Phi}_\infty$ in $W^{1,2}(\bar{D}^2)$ and in $W_{\text{loc}}^{2,p}(\bar{D}^2 \setminus B)$, where $\tilde{\Phi}_\infty$ is a holomorphic immersion in $\bar{D}^2 \setminus B$, $B = \{a_1, \dots, a_N\}$ and $e^{\frac{j2\pi i}{3}} \notin B$ for $i = 0, 1, 2$. Since $|\tilde{\Phi}'_\infty| > C_\delta > 0$ in $\bar{D}^2 \setminus \cup_{i=1}^N B_\delta(a_i)$, for every $p \in \text{arc}(q_0, q_2)$, choosing as Δ_k the segment joining $\sigma_k(p)$ to $\sigma_k(q)$ satisfies (89), showing that $B_\delta(q) \cap S^1 \subset \mathcal{A}_q$.

2. $\mathcal{A}_q \cap \mathcal{B}_q$ is closed in \mathcal{B}_q . Let $q_n \in \mathcal{A}_q \cap \mathcal{B}_q$ be such that $q_n \rightarrow q_\infty \in \mathcal{B}_q$. For every n there exists Δ_n^k with $\Delta_n^k(0) = \sigma_k(q_n)$ and $\Delta_n^k(1) = \sigma_k(q)$. and

$$\liminf_{k \rightarrow +\infty} d_k(\Delta_n^k, \sigma_k(\mathcal{P})) > 0. \quad (91)$$

Consider now the path $\Sigma_n^k = \text{arc}(\sigma_k(q_\infty), \sigma_k(q_n)) \cup \Delta_n^k$, joining $\sigma_k(q_\infty)$ to $\sigma_k(q)$. We claim that

$$\liminf_{k \rightarrow +\infty} d_k(\Sigma_n^k, \sigma_k(\mathcal{P})) > 0.$$

Indeed, considering (91), it suffices to prove that for n sufficiently large

$$\liminf_{k \rightarrow +\infty} d_k(\text{arc}(\sigma_k(q_\infty), \sigma_k(q_n)), \sigma_k(\mathcal{P})) > 0. \quad (92)$$

Assume by contradiction that the liminf in (92) is zero.

For every k and n , let $q_n^k \in \text{arc}(q_\infty, q_n)$ and $p_n^k \in \mathcal{P}$ such that

$$\liminf_{k \rightarrow +\infty} D_k(q_n^k, p_n^k) = 0.$$

Up to subsequence $q_n^k \rightarrow q_\infty$ and $p_n^k \rightarrow p_\infty \in \mathcal{P}$ as $n, k \rightarrow \infty$ and

$$\lim_{k \rightarrow +\infty} \lim_{n \rightarrow +\infty} D_k(q_n^k, p_n^k) = \lim_{k \rightarrow +\infty} D_k(q_\infty, p_\infty) = 0,$$

but this contradicts that $q_\infty \notin \mathcal{P}$. This contradiction proves that $q_\infty \in \mathcal{A}_q \cap \mathcal{B}_q$, hence $\mathcal{A}_q \cap \mathcal{B}_q$ is closed in \mathcal{B}_q . \square

Proposition 3.4 *Let \mathcal{A} be an equivalence class in $S^1 \setminus \{\mathcal{P}\}$. Then there exists a sequence $f_k: \bar{D}^2 \rightarrow \bar{D}^2$ of Möbius transformations such that $\tilde{\Phi}_k := \Phi_k \circ f_k \rightarrow \tilde{\Phi}_\infty$ in $W_{\text{loc}}^{2,p}(\bar{D}^2 \setminus B)$, $B = \{a_1, \dots, a_N\}$, and letting as usual $\tilde{\sigma}_k$ be such that $\gamma_k = \tilde{\Phi}_k \circ \tilde{\sigma}_k$, one has $\tilde{\sigma}_k^{-1} \rightarrow \psi_\infty$ in $W_{\text{loc}}^{2,p}(S^1 \setminus B)$,*

$$\psi_\infty(S^1 \setminus B) = \mathcal{A} \quad (93)$$

and $\gamma_\infty(\mathcal{A}) = \tilde{\Phi}_\infty(S^1 \setminus B)$. In fact $(\gamma_\infty)_*[\mathcal{A}] = (\tilde{\Phi}_\infty)_*[S^1 \setminus B]$.

Proof. Given $q \in \mathcal{A}$ take f_k as in the proof of Proposition 3.3 and set $\tilde{\Phi}_k := \Phi_k \circ f_k$. We have shown that $\tilde{\Phi}_k \rightarrow \tilde{\Phi}_\infty$ in $W^{1,2}(\bar{D}^2)$ and in $W_{\text{loc}}^{2,p}(\bar{D}^2 \setminus B)$ for a finite set $B = \{a_1, \dots, a_N\}$, where $\tilde{\Phi}_\infty$ is a holomorphic immersion (Theorem 3.2, case 1). In particular this implies that $\psi_k := \tilde{\sigma}_k^{-1}$ is bounded in $W_{\text{loc}}^{2,p}(S^1 \setminus B)$ and up to a subsequence $\psi_k \rightarrow \psi_\infty$ in $W_{\text{loc}}^{2,p}(S^1 \setminus B)$. Clearly

$$\psi_\infty(S^1 \setminus B) \subset \mathcal{A}.$$

Conversely, given $p \notin \psi_\infty(S^1 \setminus B)$, we want to show that $p \notin \mathcal{A}$. Given such p we have $\tilde{\sigma}_k(p) \rightarrow a_i$ for some $a_i \in B$, since otherwise we would have $p = \psi_k \circ \tilde{\sigma}_k(p) \rightarrow \psi_\infty(p_*)$ for $p_* \in S^1 \setminus B$. Since $\nabla \tilde{\Phi}_\infty \in L^2(D^2)$, from Fubini's Theorem we can find a sequence $\delta_n^i \rightarrow 0$ such that

$$\lim_{n \rightarrow +\infty} \int_{\partial B(a_i, \delta_n^i) \cap \bar{D}^2} |\nabla \tilde{\Phi}_\infty(z)|^2 |dz| = 0. \quad (94)$$

For every a_i , set $\{p_{k,n}^{i,-}, p_{k,n}^{i,+}\} = \tilde{\sigma}_k^{-1}(\partial B(a_i, \delta_n^i) \cap S^1)$. We have $|p_{k,n}^{i,-} - p_{k,n}^{i,+}| > C_0$ for any n and k large enough, since by definition of the blow-up points one has for k large enough

$$\int_{\text{arc}(p_{k,n}^{i,-}, p_{k,n}^{i,+})} |\dot{\gamma}_k(t)| dt = \int_{B(a_i, \delta_n^i) \cap S^1} e^{\lambda_k(z)} |dz| > \frac{\pi}{2}.$$

Therefore up to subsequence $p_{k,n}^{i,-} \rightarrow p_\infty^{i,-}$ and $p_{k,n}^{i,+} \rightarrow p_\infty^{i,+}$ with $p_\infty^{i,+} \neq p_\infty^{i,-}$ and

$$\lim_{k \rightarrow \infty} D_k(\tilde{\sigma}_k(p_\infty^{i,-}), \tilde{\sigma}_k(p_\infty^{i,+})) = 0$$

In particular $p_\infty^{i,-}$ and $p_\infty^{i,+}$ are pinched. Then condition (94) implies that any path Δ_k joining $\tilde{\sigma}_k(q)$ and $\tilde{\sigma}_k(p)$ for k large enough it close to $\tilde{\sigma}_k(p_\infty^{i,-}) \in \tilde{\sigma}_k(\mathcal{P})$, hence $p \in S^1 \setminus \mathcal{A}$.

Finally

$$\begin{aligned}
(\gamma_\infty)_*[\mathcal{A}] &= \lim_{\delta \rightarrow 0} (\gamma_\infty)_*[\psi_\infty(S^1 \setminus \cup_{a_i \in B} B(a_i, \delta))] \\
&= \lim_{\delta \rightarrow 0} \lim_{k \rightarrow \infty} (\gamma_k)_*[\tilde{\sigma}_k^{-1}(S^1 \setminus \cup_{a_i \in B} B(a_i, \delta))] \\
&= \lim_{\delta \rightarrow 0} \lim_{k \rightarrow \infty} (\tilde{\Phi}_k)_*[S^1 \setminus \cup_{a_i \in B} B(a_i, \delta)] \\
&= \lim_{\delta \rightarrow 0} (\tilde{\Phi}_\infty)_*[S^1 \setminus \cup_{a_i \in B} B(a_i, \delta)] \\
&= (\tilde{\Phi}_\infty)_*[S^1 \setminus B].
\end{aligned}$$

□

3.3 Quantization result: Proof of Theorems 1.2 and 1.4

In this section we prove Theorems 1.2 and 1.4. In Theorem 1.2 we will show that under the hypothesis of Theorem 3.2 $\kappa_k e^{\lambda_k} \rightharpoonup \mu$ weakly in the sense of Radon measures where μ is a Radon measure which is the sum of a locally bounded (possibly vanishing) function and a (possibly empty) sum of Dirac masses. We also give precise estimates on the coefficients of the Dirac masses. In the Theorem 1.4 we show that up to a suitable choice of Möbius transformations we can “detect” all the connected components arising in the limit.

Proof of Theorem 1.2. From Theorem 3.2 there is a (possibly empty) set $B = \{a_1, \dots, a_N\} \subset S^1$ such that (64) holds. Moreover from (7) and (9) it follows that $\|(-\Delta)^{\frac{1}{2}} \lambda_k\|_{L^1(S^1)} \leq C$. Therefore (52) implies

$$\|\lambda_k - \bar{\lambda}_k\|_{L^q(S^1)} \leq C \quad \text{for every } q < +\infty.$$

Up to extracting a further subsequence we have $v_k := \lambda_k - \bar{\lambda}_k \rightharpoonup v_\infty$ in $L^q(S^1)$ and

$$\kappa_k e^{\lambda_k} \overset{*}{\rightharpoonup} \mu, \quad (-\Delta)^{\frac{1}{2}} v_k \overset{*}{\rightharpoonup} (-\Delta)^{\frac{1}{2}} v_\infty = \mu - 1 \quad \text{in } \mathcal{M}(S^1), \quad (95)$$

where $\mathcal{M}(S^1)$ denotes the space of finite signed measures on S^1 . Up to a subsequence we also have $\kappa_k \overset{*}{\rightharpoonup} \kappa_\infty$ in $L^\infty(S^1)$. We now distinguish three cases.

Case 1. Suppose that we are in case 2 of Theorem 3.2 and $N = 1$, i.e. $\lambda_k \rightarrow -\infty$ locally uniformly in $S^1 \setminus \{a_1\}$. Then $\mu = c_1 \delta_{a_1}$, and since

$$\int_{S^1} \kappa_k e^{\lambda_k} d\theta = 2\pi,$$

it follows at once that $c_1 = 2\pi$. The explicit form of v_∞ follows from Lemma 3.1.

Case 2. Suppose that we are in case 2 of Theorem 3.2 and $N > 1$. Then we conclude applying Proposition 3.2, which in particular implies that $N = 2$ and $\mu = \pi \delta_{a_1} + \pi \delta_{a_2}$. Again the explicit form of v_∞ follows from Lemma 3.1.

Case 3. Suppose that we are in case 1 of Theorem 3.2, i.e. $\lambda_k \geq -C$. Then $\lambda_k \rightharpoonup \lambda_\infty$ weakly in $W_{\text{loc}}^{1,p}(S^1 \setminus B)$ and for every $\varphi \in C_c^\infty(S^1 \setminus B)$ we have

$$0 = \lim_{k \rightarrow \infty} \int_{S^1} (\lambda_k (-\Delta)^{\frac{1}{2}} \varphi - (\kappa_k e^{\lambda_k} - 1) \varphi) d\theta = \lim_{k \rightarrow \infty} \int_{S^1} (\lambda_\infty (-\Delta)^{\frac{1}{2}} \varphi - (\mu - 1) \varphi) d\theta.$$

In particular the distribution

$$T_\infty := (-\Delta)^{\frac{1}{2}} \lambda_\infty - \mu + 1$$

is supported in B , and since by (95) $T_\infty \in \mathcal{M}(S^1)$, the order of T_∞ (as distribution) is 0, hence

$$T_\infty = \sum_{j=1}^N c_j \delta_{a_j}.$$

In order to compute the coefficients c_j let $\chi_\delta : S^1 \rightarrow \mathbb{R}$ be 1 on $S^1 \cap \cup_{j=1}^n B(a_j, \delta)$ and 0 otherwise. We rewrite the equation (8) as follows:

$$(-\Delta)^{\frac{1}{2}} \lambda_k = (1 - \chi_\delta) \kappa_k e^{\lambda_k} + \chi_\delta \kappa_k e^{\lambda_k} - 1. \quad (96)$$

Since

$$\lim_{k \rightarrow \infty} (1 - \chi_\delta) \kappa_k e^{\lambda_k} = (1 - \chi_\delta) \kappa_\infty e^{\lambda_\infty} \quad \text{in } \mathcal{D}'(S^1),$$

testing (96) with $\varphi \in C^\infty(S^1)$ and letting $k \rightarrow \infty$ we get

$$\int_{S^1} (\lambda_\infty (-\Delta)^{\frac{1}{2}} \varphi - (1 - \chi_\delta) \kappa_\infty e^{\lambda_\infty} \varphi + \varphi) d\theta = \lim_{k \rightarrow \infty} \int_{S^1} \chi_\delta \kappa_k e^{\lambda_k} \varphi d\theta,$$

and letting $\delta \rightarrow 0$ we infer

$$\langle T_\infty, \varphi \rangle = \lim_{\delta \rightarrow 0} \lim_{k \rightarrow \infty} \int_{S^1} \chi_\delta \kappa_k e^{\lambda_k} \varphi d\theta.$$

By choosing $\varphi = 1$ in a neighborhood of a_j for a fixed j , and $\varphi = 0$ in a neighborhood of $B \setminus \{a_j\}$ we get

$$c_j = \lim_{\delta \rightarrow 0} \lim_{k \rightarrow \infty} \int_{S^1 \cap B(a_j, \delta)} \kappa_k e^{\lambda_k} d\theta.$$

We now want to compute c_j for a fixed $j \in \{1, \dots, N\}$. Consider the Möbius transformation $f_k(z) = \frac{z - t_k a_j}{1 - \bar{t}_k \bar{a}_j z}$, and $\tilde{\Phi}_k := \Phi_k \circ f_k$, for a sequence $t_k \uparrow 1$ to be chosen. By Corollary 2.3 we have

$$\tilde{\lambda}_k := \log |\tilde{\Phi}'_k| = \lambda_k \circ f_k + \log |f'_k|, \quad \tilde{\kappa}_k := \kappa_k \circ f_k,$$

and

$$(-\Delta)^{\frac{1}{2}} \tilde{\lambda}_k = \tilde{\kappa}_k e^{\tilde{\lambda}_k} - 1.$$

Since since $\log |f'_k| \rightarrow -\infty$ locally uniformly in $\bar{D}^2 \setminus \{a_j\}$, and $\log |f'_k(a_k)| \rightarrow \infty$ it is not difficult to see that if $t_k \uparrow 1$ slowly enough, then $\lambda_k \rightarrow -\infty$ uniformly locally in $\bar{D}^2 \setminus \{a_1, -a_1\}$ and we can apply Proposition 3.2 to $\tilde{\Phi}_k$, and obtain that

$$\tilde{\kappa}_k e^{\tilde{\lambda}_k} \xrightarrow{*} \pi(\delta_{a_j} + \delta_{-a_j}).$$

With a change of variable we then get

$$\pi = \lim_{\delta \rightarrow 0} \lim_{k \rightarrow \infty} \int_{S^1 \cap B(a_j, \delta)} \tilde{\kappa}_k e^{\tilde{\lambda}_k} d\theta = \lim_{\delta \rightarrow 0} \lim_{k \rightarrow \infty} \int_{f_k(S^1 \cap B(a_j, \delta))} \kappa e^{\lambda_k} d\theta = c_j,$$

where the last identity holds up to having $t_k \uparrow 1$ slowly enough. \square

Proof of Theorem 1.4. From Proposition 3.3 it follows that $S^1 \setminus \{\mathcal{P}\} = \cup_{j \in J} \mathcal{A}_j$ where J is an at most countable set and \mathcal{A}_j is an equivalence class generated by the relation in Definition 3.2. From Proposition 3.4 it follows that for every class \mathcal{A}_j there is a sequence of Möbius transformations $f_k^j(z)$ such that

$$\tilde{\Phi}_k^j := \Phi_k \circ f_k^j \rightarrow \tilde{\Phi}_\infty^j, \quad \text{in } W_{\text{loc}}^{2,p}(\bar{D}^2 \setminus B_j), \quad B_j = \{b_1^j, \dots, b_{N_j}^j\},$$

where $\tilde{\Phi}_\infty^j : \bar{D}^2 \setminus B_j \rightarrow \mathbb{R}^2$ is a conformal immersion and $\gamma_\infty(\mathcal{A}_j) = \tilde{\Phi}_\infty^j(S^1 \setminus B_j)$. Moreover we have

$$(\gamma_\infty)_*[S^1 \setminus \mathcal{P}] = \sum_{j \in J} (\tilde{\Phi}_\infty^j)_*[S^1 \setminus B_j].$$

We have

$$\sum_{j \in J} (\gamma_\infty)_*[\mathcal{A}_j] = \sum_{j \in J} (\tilde{\Phi}_\infty^j)_*[S^1 \setminus B_j],$$

and it remains to prove that

$$(\gamma_\infty)_*[\mathcal{P}] = 0.$$

In order to do that let $\tau : \mathcal{P} \rightarrow \mathcal{P}$ be the bijection which to a pinched point p associates its dual. For a differential form $\phi : \mathbb{C} \rightarrow L(\mathbb{C}, \mathbb{C})$ we have

$$(\gamma_\infty)_*[\mathcal{P}](\phi) = \int_{\mathcal{P}} \phi(\gamma_\infty(t)) (\dot{\gamma}_\infty(t)) dt. \quad (97)$$

Now recall that

$$\gamma_\infty(t) = \gamma_\infty(\tau(t)), \quad \dot{\gamma}_\infty(t) = -\dot{\gamma}_\infty(\tau(t)). \quad (98)$$

For a sequence $t_n \in \mathcal{P}^+$ with $t_n \rightarrow t \in \mathcal{P}^+$ as $n \rightarrow \infty$ we have

$$\begin{aligned} \gamma_\infty(t_n) &= \gamma_\infty(t) + \dot{\gamma}_\infty(t)(t_n - t) + o(t_n - t), \\ \gamma_\infty(\tau(t_n)) &= \gamma_\infty(\tau(t)) + \dot{\gamma}_\infty(\tau(t))(\tau(t_n) - \tau(t)) + o(\tau(t_n) - \tau(t)), \end{aligned} \quad (99)$$

where for simplicity of notation we identified S^1 with the interval $[0, 2\pi]$, with zero corresponding to a point in $S^1 \setminus \mathcal{P}$. Using (98) and (99) we infer that

$$\lim_{n \rightarrow \infty} \frac{\tau(t_n) - \tau(t)}{t_n - t} = -1.$$

Then at a density point of \mathcal{P} we have $\frac{d\tau}{dt} = -1$ in the sense of approximate differentials (if the density of \mathcal{P} is everywhere 0 then $|\mathcal{P}| = 0$ and we are done). Therefore

$$\begin{aligned} \int_{\mathcal{P}} \phi(\gamma_\infty(t))(\dot{\gamma}_\infty(t))dt &= - \int_{\mathcal{P}} \phi(\gamma_\infty(\tau(t)))(\dot{\gamma}_\infty(\tau(t)))dt \\ &= - \int_{\tau(\mathcal{P})=\mathcal{P}} \phi(\gamma_\infty(t))(\dot{\gamma}_\infty(t))dt, \end{aligned}$$

where in the first identity we used (98) and in the second identity we made a change of variable. This proves that the integral in (97) vanished for every differential form ϕ , hence $(\gamma_\infty)_*[\mathcal{P}] = 0$.

Since for every $j \in J$ the sequence $(\tilde{\Phi}_k^j)$ is as in case 1 of Theorem 3.2, i.e. setting $\lambda_k^j := \log |(\tilde{\Phi}_k^j)'|_{S^1}|$ we have $|\lambda_k^j| \leq C$, we can apply Theorem 1.2, part iii, and it follows at once that the blow-up set of λ_k^j is B_j . \square

4 Relation between the Liouville equations in \mathbb{R} and S^1

Consider the conformal map $G : D^2 \rightarrow \mathbb{R}^2$ given by

$$G(z) = \frac{iz + 1}{z + i} = \frac{z + \bar{z} + i(|z|^2 - 1)}{1 + |z|^2 + i(\bar{z} - z)}.$$

We will use on the domain D^2 the coordinate $z = \xi + i\eta$ and on the target \mathbb{R}^2 the coordinates (x, y) or $x + iy$. Writing G in components,

$$G^1(z) = \Re G(z) = \frac{2\xi}{(1 + \eta)^2 + \xi^2}, \quad G^2(z) = \Im G(z) = \frac{\xi^2 + \eta^2 - 1}{(1 + \eta)^2 + \xi^2}$$

and using the polar coordinates (r, θ) on D^2 one easily verifies

$$\left. \frac{\partial G^1}{\partial r} \right|_{r=1} = 0, \quad \left. \frac{\partial G^2}{\partial r} \right|_{r=1} = \frac{1}{1 + \eta}, \quad \left. \frac{\partial G^1}{\partial \theta} \right|_{r=1} = -\frac{1}{1 + \eta}, \quad \left. \frac{\partial G^2}{\partial \theta} \right|_{r=1} = 0.$$

Notice that $G|_{S^1}(\xi + i\eta) = \frac{\xi}{1 + \eta}$, i.e. $\Pi := G^1|_{S^1}$ is the classical stereographic projection from $S^1 \setminus \{-i\}$ onto \mathbb{R} . Its inverse is

$$\Pi^{-1}(x) = \frac{2x}{1 + x^2} + i \left(-1 + \frac{2}{1 + x^2} \right). \quad (100)$$

If we write $\Pi^{-1}(x) = e^{i\theta(x)}$ we get the following useful relation

$$1 + \sin(\theta(x)) = \frac{2}{1+x^2}, \quad \frac{2}{1+\Pi(\theta)^2} = 1 + \sin \theta, \quad (101)$$

which follows easily from $\sin(\theta(x)) = \Im(\Pi^{-1}(x)) = \frac{1-x^2}{1+x^2}$.

Proposition 4.1 *Given $u : \mathbb{R} \rightarrow \mathbb{R}$ set $v := u \circ \Pi : S^1 \rightarrow \mathbb{R}$, where $\Pi := G^1|_{S^1}$. Then $u \in L^1_{\frac{1}{2}}(\mathbb{R})$ if and only if $v \in L^1(S^1)$. In this case*

$$(-\Delta)^{\frac{1}{2}}v(e^{i\theta}) = \frac{((-\Delta)^{\frac{1}{2}}u)(\Pi(e^{i\theta}))}{1 + \sin \theta} \quad \text{in } \mathcal{D}'(S^1 \setminus \{-i\}), \quad (102)$$

i.e.

$$\langle (-\Delta)^{\frac{1}{2}}v, \varphi \rangle = \langle (-\Delta)^{\frac{1}{2}}u, \varphi \circ \Pi^{-1} \rangle \quad \text{for every } \varphi \in C_0^\infty(S^1 \setminus \{-i\}).$$

Further if $(-\Delta)^{\frac{1}{2}}u \in L^1(\mathbb{R})$, or equivalently $(-\Delta)^{\frac{1}{2}}v|_{S^1 \setminus \{-i\}} \in L^1(S^1)$, then

$$(-\Delta)^{\frac{1}{2}}v(e^{i\theta}) = \frac{((-\Delta)^{\frac{1}{2}}u)(\Pi(e^{i\theta}))}{1 + \sin \theta} - \gamma \delta_{-i} \quad \text{in } \mathcal{D}'(S^1), \quad \gamma = \int_{\mathbb{R}} (-\Delta)^{\frac{1}{2}}u dx. \quad (103)$$

Proof of Proposition 4.1. Since

$$\int_{S^1} |v| d\theta = \int_{\mathbb{R}} \frac{2|v(\Pi^{-1}(x))|}{1+x^2} dx$$

it is clear that $v \in L^1(S^1)$ if and only if $u \in L^1_{\frac{1}{2}}(\mathbb{R})$.

Given now $\varphi \in C_c^\infty(S^1 \setminus \{-1\})$ set $\psi := \varphi \circ \Pi^{-1} \in C_c^\infty(\mathbb{R})$ and let $\tilde{\varphi} \in C^\infty(\bar{D}^2)$ and $\tilde{\psi} \in C^\infty \cap L^\infty(\bar{R}_+^2)$ be the harmonic extensions of φ and ψ given by the Poisson formulas (126) and (133) respectively. It is not difficult to see that $\tilde{\psi} \circ G|_{\bar{D}^2}$ is continuous, harmonic in D^2 and it coincides with $\tilde{\varphi}$ on S^1 . Then by the maximum principle $\tilde{\varphi} = \tilde{\psi} \circ G$ in $\bar{D}^2 \setminus \{-i\}$.

Using polar coordinates we compute

$$\begin{aligned} \frac{\partial \tilde{\varphi}}{\partial r} \Big|_{r=1} \circ \Pi^{-1} &= -\frac{\partial(\tilde{\varphi} \circ G^{-1})}{\partial x} \frac{\partial G^1}{\partial r} \Big|_{r=1} - \frac{\partial(\tilde{\varphi} \circ G^{-1})}{\partial y} \frac{\partial G^2}{\partial r} \Big|_{r=1} \\ &= -\frac{\partial \tilde{\psi}}{\partial y} \Big|_{y=0} \frac{1+x^2}{2}. \end{aligned}$$

Then using Propositions A.1 and (A.3) we get

$$\begin{aligned} \langle (-\Delta)^{\frac{1}{2}}v, \varphi \rangle &= \int_{S^1} v \frac{\partial \tilde{\varphi}}{\partial r} \Big|_{r=1} d\theta \\ &= \int_{\mathbb{R}} (v \circ \Pi^{-1}(x)) \left(\frac{\partial \tilde{\varphi}}{\partial r} \Big|_{r=1} \circ \Pi^{-1}(x) \right) \frac{2}{1+x^2} dx \\ &= - \int_{\mathbb{R}} u \frac{\partial \tilde{\psi}}{\partial y} \Big|_{y=0} dx \\ &= \langle (-\Delta)^{\frac{1}{2}}u, \psi \rangle, \end{aligned}$$

so that (102) is proven.

In order to prove (103) set $f := ((-\Delta)^{\frac{1}{2}}v)|_{S^1 \setminus \{-i\}} \in \mathcal{D}'(S^1 \setminus \{-i\})$ and notice that

$$\|f\|_{L^1(S^1)} = \|(-\Delta)^{\frac{1}{2}}u\|_{L^1(\mathbb{R})} = \gamma.$$

Since $f \in L^1(S^1) \subset \mathcal{D}'(S^1)$, we have

$$T := (-\Delta)^{\frac{1}{2}}v - f \in \mathcal{D}'(S^1) \quad (104)$$

and $\text{supp}(T) \subset \{-i\}$. We claim that $T = c\delta_{-i}$ for some constant c . Up to a rotation of S^1 , it is convenient to assume that T is supported at $\{1\}$. In this case we can write

$$T = \sum_{k=0}^N c_k D^k \delta_0,$$

for some $N \in \mathbb{N}$ and $c_0, \dots, c_N \in \mathbb{C}$, which leads to

$$\langle T, \varphi \rangle = \sum_{k=0}^N c_k (-1)^k D^k \varphi_0 = \sum_{k=0}^N c_k \sum_{n \in \mathbb{Z}} (-in)^k \overline{\hat{\varphi}(n)}, \quad \text{for } \varphi \in \mathcal{D}(S^1). \quad (105)$$

On the other hand according to (125) we have for $\varphi \in \mathcal{D}(S^1)$

$$\begin{aligned} \langle (-\Delta)^{\frac{1}{2}}v, \varphi \rangle &= \int_{S^1} v(\theta) \sum_{n \in \mathbb{N}} |n| \overline{\hat{\varphi}(n)} e^{-in\theta} d\theta \\ &= \sum_{n \in \mathbb{N}} |n| \overline{\hat{\varphi}(n)} \int_{S^1} v(\theta) e^{-in\theta} d\theta \\ &= 2\pi \sum_{n \in \mathbb{N}} |n| \hat{v}(n) \overline{\hat{\varphi}(n)}, \end{aligned} \quad (106)$$

where the sum can be moved outside the integral because $\sum_{n \in \mathbb{N}} |n| |\hat{\varphi}(n)| < \infty$. Similarly

$$\langle f, \varphi \rangle = 2\pi \sum_{n \in \mathbb{N}} \hat{f}(n) \overline{\hat{\varphi}(n)}, \quad \text{for } \varphi \in \mathcal{D}(S^1). \quad (107)$$

Clearly (104), (105), (106) and (107) are compatible only if $c_k = 0$ for $k = 1, \dots, N$, hence proving (up to rotating back) that $T = c_0 \delta_{-i}$, as claimed. Finally, testing with $\varphi = 1$ we obtain

$$0 = \langle (-\Delta)^{\frac{1}{2}}v, 1 \rangle = \langle f, 1 \rangle + \langle T, 1 \rangle = \|(-\Delta)^{\frac{1}{2}}u\|_{L^1} + c_0,$$

which implies that $c_0 = -\|(-\Delta)^{\frac{1}{2}}u\|_{L^1}$. \square

Given now $u \in L^1_{\frac{1}{2}}(\mathbb{R})$ we want to define a function $\lambda \in L^1(S^1)$ such that

$$\Pi^*(e^{2u}|dx|^2) = e^{2\lambda}|d\theta|^2,$$

where Π^* denotes the pull-back of the stereographic projection, while $|dx|^2$ and $|d\theta|^2$ are the standard metrics on \mathbb{R} and S^1 respectively. Since

$$\Pi^*(e^{2u}|dx|^2) = \left(\frac{\partial\Pi}{\partial\theta}\right)^2 e^{2u(\Pi(\theta))}|d\theta|^2$$

we find

$$\lambda(\theta) = u(\Pi(\theta)) + \log\left|\frac{\partial\Pi}{\partial\theta}\right| = u(\Pi(\theta)) - \log(1 + \sin\theta), \quad (108)$$

or equivalently and using (101)

$$u(x) = \lambda(\Pi^{-1}(x)) + \log\left(\frac{2}{1+x^2}\right). \quad (109)$$

Using Proposition 4.1 we can now easily relate $(-\Delta)^{\frac{1}{2}}u$ and $(-\Delta)^{\frac{1}{2}}\lambda$.

Proposition 4.2 *Given $u : \mathbb{R} \rightarrow \mathbb{R}$ set λ as in (108). Then $u \in L^{\frac{1}{2}}(\mathbb{R})$ if and only if $\lambda \in L^1(S^1)$, and $(-\Delta)^{\frac{1}{2}}u \in L^1(\mathbb{R})$ if and only if $(-\Delta)^{\frac{1}{2}}\lambda \in L^1(S^1 \setminus \{-i\})$. In this case u solves (17) if and only if λ solves*

$$(-\Delta)^{\frac{1}{2}}\lambda = \kappa e^\lambda - 1 + (2\pi - c)\delta_{-i} \quad \text{in } S^1. \quad (110)$$

with $\kappa = V \circ \Pi$ and $c = \|(-\Delta)^{\frac{1}{2}}u\|_{L^1(\mathbb{R})}$.

Proof. This follows at once from Proposition 4.2 and Lemma 4.1 below. \square

Lemma 4.1 *We have*

$$(-\Delta)^{\frac{1}{2}}\log(1 + \sin\theta) = 1 - 2\pi\delta_{-i}.$$

Proof. Notice that by (101) we can write

$$\log(1 + \sin\theta) = u_{1,0}(\Pi(\theta)), \quad u_{1,0}(x) = \log\left(\frac{2}{1+x^2}\right).$$

Then Propositions 5.1 and 4.1 imply

$$\begin{aligned} (-\Delta)^{\frac{1}{2}}\log(1 + \sin\theta) &= \frac{(-\Delta)^{\frac{1}{2}}u(\Pi(\theta))}{1 + \sin\theta} - \|(-\Delta)^{\frac{1}{2}}u\|_{L^1}\delta_{-i} \\ &= \frac{e^{u_{1,0}(\Pi(\theta))}}{1 + \sin\theta} - \delta_{-i} \int_{\mathbb{R}} e^{u_{1,0}(x)} dx \\ &= 1 - 2\pi\delta_{-i}. \end{aligned}$$

\square

5 Proof of Theorem 1.6 and Proposition 1.1

Before proving Theorem 1.6 we show that the functions defined in (25) are indeed solutions of (22)-(23).

Proposition 5.1 *For every $\mu > 0$ and $x_0 \in \mathbb{R}$ the function u_{μ, x_0} defined in (25) belongs to $L_{\frac{1}{2}}(\mathbb{R})$ satisfies (23) with $L = 2\pi$ and solves (22).*

Proof. That $u_{\lambda, x_0} \in L_{\frac{1}{2}}(\mathbb{R})$ and $\int_{\mathbb{R}} e^{u_{\lambda, x_0}} dx = 2\pi$ is elementary. The equation is invariant under translations and dilations in the sense that for all $x_0 \in \mathbb{R}$ and $\lambda > 0$ if u is a solution of (22) then $u(\lambda(x + x_0)) + \log(\lambda)$ is a solution of (22) as well, hence it suffices to prove that $u_{1,0}(x) = \log\left(\frac{2}{1+x^2}\right)$ is a solution. From Proposition A.3 we get with integration by parts

$$\begin{aligned}
\pi(-\Delta)^{\frac{1}{2}}u_{1,0}(x) &= \lim_{\varepsilon \rightarrow 0} \int_{\mathbb{R} \setminus [x-\varepsilon, x+\varepsilon]} \frac{\log\left(\frac{1+y^2}{1+x^2}\right)}{(x-y)^2} dy \\
&= \lim_{\varepsilon \rightarrow 0} \left\{ -\frac{\log\left(\frac{1+y^2}{1+x^2}\right)}{y-x} \Big|_{-\infty}^{x-\varepsilon} - \frac{\log\left(\frac{1+y^2}{1+x^2}\right)}{y-x} \Big|_{x+\varepsilon}^{\infty} \right. \\
&\quad \left. + \int_{\mathbb{R} \setminus [x-\varepsilon, x+\varepsilon]} \frac{2y}{(y-x)(1+y^2)} dy \right\} \\
&= \lim_{\varepsilon \rightarrow 0} \left\{ \frac{2 \arctan(y) + x \log\left(\frac{(y-x)^2}{1+y^2}\right)}{1+x^2} \Big|_{-\infty}^{x-\varepsilon} \right. \\
&\quad \left. + \frac{2 \arctan(y) + x \log\left(\frac{(y-x)^2}{1+y^2}\right)}{1+x^2} \Big|_{x+\varepsilon}^{\infty} \right\} \\
&= \frac{2\pi}{1+x^2} = \pi e^{u_{1,0}(x)}.
\end{aligned}$$

Theorem 5.1 *There exist constants $C_1, C_2 > 0$ such that for any $\varepsilon \in (0, \pi)$ one has*

$$C_1 \leq \sup_{u \in \tilde{H}_{\Delta}^{1,1}(I), \|(-\Delta)^{\frac{1}{2}}u\|_{L^1(I)} \leq 1} \frac{\varepsilon}{|I|} \int_I e^{(\pi-\varepsilon)|u|} d\theta \leq C_2, \quad (111)$$

where $\tilde{H}_{\Delta}^{1,1}(I) := \{u \in L^1(\mathbb{R}) : \text{supp}(u) \subset \bar{I}, (-\Delta)^{\frac{1}{2}}u \in L^1(\mathbb{R})\}$.

Lemma 5.1 *The Green function of $(-\Delta)^{\frac{1}{2}}$ on the interval $I = (-1, 1)$ can be decomposed as*

$$G_{\frac{1}{2}}(x, y) = F_{\frac{1}{2}}(|x - y|) + H_{\frac{1}{2}}(x, y),$$

where $F_{\frac{1}{2}}(x) := \frac{1}{\pi} \log \frac{1}{|x|}$ and $H_{\frac{1}{2}}$ is upper bounded.

Proof. This follows from the explicit expression of $G(x, y)$ (see e.g [3] or [5]), namely

$$G(x, y) = \frac{1}{2\pi} \int_0^{r_0(x, y)} \frac{1}{\sqrt{r(r+1)}} dr = \frac{1}{\pi} \log(\sqrt{r_0(x, y)} + \sqrt{r_0(x, y) + 1}),$$

where

$$r_0(x, y) := \frac{(1 - |x|^2)(1 - |y|^2)}{|x - y|^2}.$$

□

Proof of Theorem 5.1. Up to a translation and dilation we can assume that $I = (-1, 1)$. With Lemma 5.1 we write for $u \in \tilde{H}_\Delta^{1,1}(I)$ and $f := (-\Delta)^{\frac{1}{2}} u$

$$|u(x)| = \left| \int_I G(x, y) f(y) dy \right|,$$

and we bound

$$G(x, y) \leq \frac{1}{\pi} \log \left(\frac{2}{|x - y|} \right) + C, \quad x, y, \in I,$$

hence

$$|u(x)| \leq \frac{1}{\pi} \int_I \log \left(\frac{2}{|x - y|} \right) |f(y)| dy + C, \quad (112)$$

and exactly as in (55) one gets

$$\int_I e^{(\pi - \varepsilon)|u(x)|} dx \leq C \int_I |f(y)| \int_I \left(\frac{2}{|x - y|} \right)^{1 - \frac{\varepsilon}{\pi}} dx dy \leq \frac{C}{\varepsilon}.$$

The rest of the proof is also similar to the proof of Theorem 3.1. □

Remark 5.1 A slight modification of (111) is

$$C_1 \leq \sup_{u = F_{\frac{1}{2}} * f, \text{supp}(f) \subset \bar{I}, \|f\|_{L^1(I)} \leq 1} \frac{\varepsilon}{|I|} \int_I e^{(\pi - \varepsilon)|u|} d\theta \leq C_2, \quad (113)$$

where $F_{\frac{1}{2}}$ is as in Lemma 5.1. The proof of (113) is similar to the proof of (111), since $u = F_{\frac{1}{2}} * f$ obviously satisfies (112). An alternative proof of a non-sharp version of (113), namely

$$\sup_{u = F_{\frac{1}{2}} * f, \text{supp}(f) \subset \bar{I}, \|f\|_{L^1(I)} \leq 1} \int_I e^{\delta|u - \bar{u}|} d\theta \leq C_2, \quad \text{for some } \delta > 0, \quad \bar{u} := \int_I u dx,$$

can be obtained noticing that for $u = F_{\frac{1}{2}} * f$ one has $[u]_{BMO(I)} \leq C[F_{\frac{1}{2}}]_{BMO(\mathbb{R})} \|f\|_{L^1(I)}$, and one can apply the John-Nirenberg inequality.

Proposition 5.2 *Let $u \in L_{\frac{1}{2}}(\mathbb{R})$ satisfy (22)-(23). Then there is a constant $C_0 \in \mathbb{R}$ such that*

$$u(x) = \frac{1}{\pi} \int_{\mathbb{R}} \log \left(\frac{1+|y|}{|x-y|} \right) e^{u(y)} dy + C_0. \quad (114)$$

In the proof of Proposition 5.2 we use two lemmata.

Lemma 5.2 *For any $f \in L^1(\mathbb{R})$ the function*

$$w(x) := \mathcal{I}[f](x) := \frac{1}{\pi} \int_{\mathbb{R}} \log \left(\frac{1+|y|}{|x-y|} \right) f(y) dy \quad (115)$$

is well defined, belongs to $L_{\frac{1}{2}}(\mathbb{R})$ and satisfies

$$(-\Delta)^{\frac{1}{2}} w = f \text{ in } \mathcal{S}'. \quad (116)$$

Proof of Lemma 5.2. Let us first assume that f belongs to the Schwartz space \mathcal{S} . Remember that for $F(x) := \frac{1}{\pi} \log \left(\frac{1}{|x|} \right)$ we have (see e.g. [34, page 132])

$$\hat{F}(\xi) = \mathcal{P} \frac{1}{|\xi|} + C\delta_0 \text{ in } \mathcal{S}', \quad (117)$$

where $\mathcal{P} \frac{1}{|\xi|} \in \mathcal{S}'$ is the tempered distribution defined by

$$\left\langle \mathcal{P} \frac{1}{|\xi|}, \varphi \right\rangle = \int_{|\xi| \leq 1} \frac{\varphi(\xi) - \varphi(0)}{|\xi|} d\xi + \int_{|\xi| > 1} \frac{\varphi(\xi)}{|\xi|} d\xi, \quad \varphi \in \mathcal{S}. \quad (118)$$

For every $f \in C_c^\infty(\mathbb{R})$ one easily sees that $F * f \in C^\infty(\mathbb{R})$ and $F * f \in L_{\frac{1}{2}}(\mathbb{R})$. Then

$$\begin{aligned} \langle (-\Delta)^{\frac{1}{2}}(F * f), \varphi \rangle &:= \int_{\mathbb{R}} (F * f) \mathcal{F}^{-1}(|\xi| \hat{\varphi}) dx \\ &= \int_{\mathbb{R}} F(\tilde{f} * \mathcal{F}^{-1}(|\xi| \hat{\varphi})) dx \\ &= \int_{\mathbb{R}} F \mathcal{F}(\mathcal{F}^{-1}(\tilde{f} * \mathcal{F}^{-1}(|\xi|^{2\sigma} \hat{\varphi}))) dx \\ &= \frac{1}{2\pi} \int_{\mathbb{R}} F \mathcal{F}(\hat{f} |\xi| \hat{\varphi}) dx \\ &= \frac{1}{2\pi} \int_{\mathbb{R}} \hat{f} \hat{\varphi} d\xi = \int_{\mathbb{R}} f \varphi dx, \end{aligned} \quad (119)$$

where in order to apply (118) in the fifth identity can approximate the function $\psi(\xi) = \hat{f} |\xi| \hat{\varphi}$ by a sequence of functions $\psi_\varepsilon = \hat{f} \eta_\varepsilon \hat{\varphi} \in \mathcal{S}(\mathbb{R})$ with $\eta_\varepsilon \in C^\infty(\mathbb{R})$ suitably chosen (see

for instance [20]). Hence $(-\Delta)^{\frac{1}{2}}(F * f) = f$ in $\mathcal{D}'(\mathbb{R})$, and since $f \in \mathcal{D}(\mathbb{R})$ the identity also holds in a strong sense. Moreover, since obviously

$$(-\Delta)^{\frac{1}{2}} \left(\frac{1}{\pi} \int_{\mathbb{R}} \log(1 + |y|) f(y) dy \right) = 0$$

we see that (116) is satisfied when $f \in \mathcal{D}(\mathbb{R})$.

For a general function $f \in L^1(\mathbb{R})$ we can find a sequence $(f_k) \subset \mathcal{D}(\mathbb{R})$ with $f_k \rightarrow f$ in $L^1(\mathbb{R})$ and take $\varphi \in \mathcal{S}(\mathbb{R})$. Then

$$(I)_k := \left\langle (-\Delta)^{\frac{1}{2}} \mathcal{I}[f_k], \varphi \right\rangle = \langle f_k, \varphi \rangle \rightarrow \langle f, \varphi \rangle,$$

as $k \rightarrow \infty$, while

$$(I)_k = \left\langle \mathcal{I}[f_k], (-\Delta)^{\frac{1}{2}} \varphi \right\rangle = \int_{\mathbb{R}} \mathcal{I}[f_k](x) \psi(x) dx$$

where $\psi := (-\Delta)^{\frac{1}{2}} \varphi$ satisfies

$$|\psi(x)| \leq C(1 + |x|^2). \quad (120)$$

It remains to show that

$$\int_{\mathbb{R}} \mathcal{I}[f_k - f](x) \psi(x) dx \rightarrow 0 \quad \text{as } k \rightarrow \infty.$$

Define $g_k := f_k - f \rightarrow 0$ in $L^1(\mathbb{R})$. Then from $\|h_1 * h_2\|_{L^1} \leq \|h_1\|_{L^1} \|h_2\|_{L^1}$ we get

$$\left| \int_{B(x,1)} \log \left(\frac{1 + |y|}{|x - y|} \right) g_k(y) dy \right| \leq \log(2 + |x|) \|g_k\|_{L^1(\mathbb{R})} + C \|g_k\|_{L^1},$$

and using that for $|x - y| \geq 1$ we have $\log \left(\frac{1 + |y|}{|x - y|} \right) \leq C(1 + \log(|x|))$

$$\left| \int_{\mathbb{R} \setminus B(x,1)} \log \left(\frac{1 + |y|}{|x - y|} \right) g_k(y) dy \right| \leq C(1 + \log |x|) \|g_k\|_{L^1}.$$

Therefore, taking (120) into account, we see that

$$(I)_k \rightarrow \left\langle \mathcal{I}[f], (-\Delta)^{\frac{1}{2}} \varphi \right\rangle \quad \text{as } k \rightarrow \infty,$$

hence conclude that $(-\Delta)^{\frac{1}{2}} w = f$ in $\mathcal{S}'(\mathbb{R})$. □

Lemma 5.3 *Let $f \in L^1_{\frac{1}{2}}(\mathbb{R})$ satisfy $(-\Delta)^{\frac{1}{2}} f = 0$. Then f is constant.*

Proof. This is identical to the proof of Lemma 14 in [20]. □

Proof of Proposition 5.2. Set $w(x)$ as in (115) with $f(y) := e^{u(y)}$. Then $(-\Delta)^{\frac{1}{2}}(u - w) = 0$ by Lemma 5.2, hence by Lemma 5.3 $u - w \equiv C_0$ for some $C_0 \in \mathbb{R}$. □

Proposition 5.3 *Let $u \in L_{\frac{1}{2}}(\mathbb{R})$ satisfy (22)-(23). Then $u \in C^\infty(\mathbb{R})$.*

Proof. Up to scaling, assume that

$$\int_{-1}^1 e^{u(x)} dx < \varepsilon,$$

where ε will be fixed later.

Let us split $u = u_1 + u_2$, where

$$u_1(x) = \frac{1}{\pi} \int_{-1}^1 \log \left(\frac{1 + |y|}{|x - y|} \right) e^{u(y)} dy + C_0 = \frac{1}{\pi} \int_{-1}^1 \log \left(\frac{1}{|x - y|} \right) e^{u(y)} dy + C_1. \quad (121)$$

Then (114) implies that u_2 is defined by the same formula, integrating over $\mathbb{R} \setminus [-1, 1]$ instead of \mathbb{R} . It is easy to see that

$$\|u_2\|_{L^\infty([-1/2, 1/2])} \leq C \int_{\mathbb{R}} e^{u(x)} dx < \infty.$$

From (113) it follows that given $p < \infty$, choosing $\varepsilon > 0$ small enough (depending on p) we have $e^{|u_1|} \in L^p([-1, 1])$, hence $e^u \in L^p[-1/2, 1/2]$.

The same argument, together with translations and dilations, can be performed in a neighborhood of every point in \mathbb{R} , giving $e^u \in L_{\text{loc}}^p(\mathbb{R})$ for $1 < p < \infty$. Going back to (114) it is easy to bootstrap regularity and prove that u is actually smooth. \square

Corollary 5.1 *Every function $\lambda \in L^1(S^1)$ solving (32) with $(-\Delta)^{\frac{1}{2}} \lambda \in L^1(S^1)$ is smooth.*

Proof. By Proposition 4.2 the function $u : \mathbb{R} \rightarrow \mathbb{R}$ given by (109) is in $L_{\frac{1}{2}}(\mathbb{R})$ and it solves (22). Then by Proposition 5.3 u is smooth, hence $\lambda \in C^\infty(S^1 \setminus \{-i\})$. Since (32) is invariant under rotations we have that actually $\lambda \in C^\infty(S^1)$. \square

Lemma 5.4 *For $u \in L_{\frac{1}{2}}(\mathbb{R}) \cap C^1(\mathbb{R})$ solving (22)-(23) set*

$$\alpha := \int_{\mathbb{R}} e^{u(x)} dx.$$

Then $\alpha = 2\pi$.

Proof. This argument is taken from [36] and is based on a Pohozaev-type identity. Differentiating (114) we obtain

$$x \frac{\partial u}{\partial x} = -\frac{1}{\pi} \int_{\mathbb{R}} \frac{x}{x - y} e^{u(y)} dy.$$

Multiplying by $e^{u(x)}$ and integrating with respect to x on the interval $[-R, R]$ we get

$$(I) := \int_{-R}^R x \frac{\partial u}{\partial x} e^{u(x)} dx = - \int_{-R}^R \frac{1}{\pi} \int_{\mathbb{R}} \frac{x}{x - y} e^{u(y)} dy e^{u(x)} dx =: (II).$$

Integrating by parts we find

$$(I) = \int_{-R}^R x \frac{\partial e^{u(x)}}{\partial x} dx = R(e^{u(R)} + e^{u(-R)}) - \int_{-R}^R e^{u(x)} dx \rightarrow -\alpha, \quad \text{as } R \rightarrow \infty,$$

where we used that at least on a sequence $R(e^{u(R)} - e^{u(-R)}) \rightarrow 0$ as $R \rightarrow \infty$, otherwise (23) would be violated. As for (II) we compute

$$(II) = -\frac{1}{2\pi} \int_{-R}^R \int_{\mathbb{R}} e^{u(y)} dy e^{u(x)} dx - \frac{1}{2\pi} \int_{-R}^R \int_{\mathbb{R}} \frac{x+y}{x-y} e^{u(y)} dy e^{u(x)} dx \rightarrow -\frac{\alpha^2}{2\pi} + 0,$$

as $R \rightarrow \infty$. Therefore from (I) = (II) we infer $\alpha = \frac{\alpha^2}{2\pi}$, i.e. $\alpha = 2\pi$. \square

Proof of Theorem 1.6. Given $u \in L^1_{\frac{1}{2}}(\mathbb{R})$ satisfying (22)-(23), by Proposition 4.2 the function $\lambda(\theta) := u(\Pi(\theta)) - \log(1 + \sin \theta)$ solves

$$(-\Delta)^{\frac{1}{2}} \lambda = e^\lambda - 1 + (2\pi - \alpha) \delta_{-i} \quad \text{in } S^1.$$

and by Lemma 5.4 $\alpha = 2\pi$, hence

$$(-\Delta)^{\frac{1}{2}} \lambda = e^\lambda - 1 \quad \text{in } S^1.$$

By Corollary 2.2 λ is of the form given by (33) for some $a \in D^2$.

To complete the proof write $a = \alpha e^{i\theta_0} = \alpha(t + is)$ with $\alpha, t, s \in \mathbb{R}$. We have

$$u(x) = \lambda \circ \Pi^{-1}(x) + \log \left(\frac{2}{1+x^2} \right) = \log \left(\frac{2(1-\alpha^2)}{|1 - \alpha(t+is)\Pi^{-1}(x)|^2(1+x^2)} \right).$$

The right-hand side can be computed using (100):

$$\begin{aligned} u(x) &= \log \left(\frac{2(1-\alpha^2)}{\left| 1 + \alpha \frac{-2tx+s(1-x^2)}{1+x^2} - i\alpha \frac{2sx+t(1-x^2)}{1+x^2} \right|^2 (1+x^2)} \right) \\ &= \log \left(\frac{2(1-\alpha^2)}{x^2(1-2\alpha s + \alpha^2) - 4\alpha t x + 1 + 2\alpha s + \alpha^2} \right). \end{aligned}$$

Completing the square in the denominator on the right-hand side we get

$$u(x) = \log \left(\frac{2(1-\alpha^2)}{(1-2\alpha s + \alpha^2) \left(x - \frac{2\alpha t}{1-2\alpha s + \alpha^2} \right)^2 + \frac{(1-\alpha^2)^2}{1-2\alpha s + \alpha^2}} \right) = \log \left(\frac{2\mu}{1 + \mu^2(x-x_0)^2} \right)$$

with

$$x_0 = \frac{2\alpha t}{1-2\alpha s + \alpha^2}, \quad \mu = \frac{1-2\alpha s + \alpha^2}{1-\alpha^2}.$$

\square

The following can be seen as a non-local version of the classical mean-value property of harmonic functions. It appears in [32, Prop. 2.2.6] in a slightly different case, but with a proof which readily extends to the following case.

Proposition 5.4 *There exists a positive function $\gamma_1 \in C^{1,1}(\mathbb{R})$ with $\int_{\mathbb{R}} \gamma_1 dx = 1$ such that, setting $\gamma_\lambda(x) := \frac{1}{\lambda} \gamma_1\left(\frac{x}{\lambda}\right)$, we have*

$$u(x_0) \geq u * \gamma_\lambda(x_0)$$

for every $\lambda > 0$ and every $u \in L^1_{\frac{1}{2}}(\mathbb{R})$ satisfying $(-\Delta)^{\frac{1}{2}}u \geq 0$.

Proof of Proposition 1.1. Since $(-\Delta)^{\frac{1}{2}}u \leq 0$ we have by Proposition 5.4 below

$$u(0) \leq u * \gamma_\lambda(0) \quad \text{for every } \lambda > 0,$$

where γ_λ is as in Proposition 5.4. Since $d\mu_\lambda(x) := \gamma_\lambda(-x)dx$ satisfies $\int_{\mathbb{R}} d\mu_\lambda = 1$, from Jensen's inequality we get

$$\int_{\mathbb{R}} e^u d\mu_\lambda \geq \exp\left(\int_{\mathbb{R}} u d\mu_\lambda\right) = e^{u * \gamma_\lambda(0)} \geq e^{u(0)}.$$

On the other hand, since $d\mu_\lambda \leq \frac{C}{\lambda} dx$, we estimate

$$\int_{\mathbb{R}} e^u dx \geq \frac{\lambda}{C} \int_{\mathbb{R}} e^u d\mu_\lambda \geq \frac{\lambda}{C} e^{u(0)} \rightarrow \infty \quad \text{as } \lambda \rightarrow \infty,$$

contradicting (23). □

5.1 Alternative proof of Theorem 1.6

A more direct proof, which does not use a Pohozaev-type identity, can be given directly using an extension of Theorem 1.3.

Proposition 5.5 *Let $\lambda \in L^1(S^1)$ with $L := \|e^\lambda\|_{L^1(S^1)} < \infty$ satisfy*

$$(-\Delta)^{\frac{1}{2}}\lambda = \kappa e^\lambda - 1 + c\delta_{-i} \quad \text{in } S^1 \tag{122}$$

for some function $\kappa \in L^\infty(S^1, \mathbb{R})$ and some constant $c \in \mathbb{R}$. Then there exists a holomorphic immersion $\Phi \in C^0(\bar{D}^2, \mathbb{C})$ such that $\Phi|_{S^1} \in W_{loc}^{2,p}(S^1 \setminus \{-i\}, \mathbb{C})$ for $p < \infty$

$$|\Phi'(z)| = e^{\lambda(z)}, \quad z \in S^1, \tag{123}$$

and the curvature of $\Phi|_{S^1 \setminus \{-i\}}$ is κ .

Proof. The function $\lambda_1 := \lambda + \frac{c}{2\pi} \log(1 + \sin(\theta))$ satisfies

$$(-\Delta)^{\frac{1}{2}}\lambda_1 = \kappa e^\lambda - 1 + \frac{c}{2\pi} \quad \text{in } S^1,$$

hence by regularity theory we have $\lambda_1 \in L^p(S^1)$, and $\lambda \in L^p(S^1) \cap W_{\text{loc}}^{1,p}(S^1 \setminus \{-i\})$ for every $p < \infty$. Then $\rho := \mathcal{H}(\lambda) \in L^p(S^1) \cap W_{\text{loc}}^{1,p}(S^1 \setminus \{-i\})$ and one can define the holomorphic extension $\widetilde{\lambda + i\rho}$ and $\phi := e^{\widetilde{\lambda + i\rho}}$, and Φ as before as

$$\Phi(z) := \int_{\Sigma_{0,z}} \phi(w)dw$$

for any path $\Sigma_{0,z}$ in \bar{D}^2 connecting 0 to z . That Φ is well defined and continuous also at the point $-i$ depends on the following facts. We have

$$\lim_{\delta \rightarrow 0} \left| \int_{-\delta}^{\delta} \phi(-ie^{it})dt \right| \leq \lim_{\delta \rightarrow 0} \int_{-\delta}^{\delta} e^{\lambda(-ie^{it})} dt = 0$$

since $e^\lambda \in L^1(S^1)$. For almost every δ we have

$$\lim_{r \rightarrow 1^-} \phi(r(-ie^{\pm i\delta})) = \phi(-ie^{\pm i\delta}),$$

see e.g. [21, Chapter III]. Finally ϕ is smooth in D^2 , so that

$$\lim_{\delta \rightarrow 0} \left| \int_{-\delta}^{\delta} \phi((1 - \delta')(-ie^{it}))dt \right| = 0, \quad \text{for every } \delta' > 0.$$

Then one can construct closed oriented paths $\Sigma_{\delta,\delta'}$ by joining the 4 paths

$$-ie^{it}, t \in (-\delta, \delta), \quad (1 - \delta')(-ie^{it}), t \in (-\delta, \delta), \quad (1 - r)(-ie^{\pm i\delta}), r \in (0, \delta')$$

around the singularity $-i$ with

$$\int_{\Sigma_{\delta_k, \delta'_k}} \phi(w)dw \rightarrow 0$$

for suitable sequences $\delta_k, \delta'_k \rightarrow 0$, as often done in complex function theory.

That κ is the curvature of the curve $\Phi|_{S^1 \setminus \{-i\}}$ follows as before. \square

Proof of Theorem 1.6 Given u solving (22) according to Proposition 4.2 the function λ defined by (108) satisfies (122) with

$$c = 2\pi - \int_{\mathbb{R}} (-\Delta)^{\frac{1}{2}} u dx.$$

By Proposition 5.5 the function λ determines a holomorphic immersion $\Phi : \bar{D}^2 \setminus \{-i\} \rightarrow \mathbb{C}$ with the property that $\Phi|_{S^1 \setminus \{-i\}}$ is a curve of curvature 1 which extends continuously to a closed curve $\Phi|_{S^1}$. Then up to translations $\Phi|_{S^1}$ is a parametrization of the unit circle, possibly with degree n different from 1. But with Lemma B.2, together with the fact that Φ is holomorphic and Φ' never vanishes in D^2 , we immediately get that $n = 1$, $c = 0$ and Φ is a Möbius diffeomorphism of \bar{D}^2 . The explicit form of λ and u can be computed as in the previous proof of Theorem 1.6. \square

A The fractional Laplacian

A.1 The half-Laplacian on S^1

Given $u \in L^1(S^1)$ we define its Fourier coefficients as

$$\hat{u}(n) = \frac{1}{2\pi} \int_{S^1} u(\theta) e^{-in\theta} d\theta, \quad n \in \mathbb{Z}.$$

If u is smooth we can define

$$(-\Delta)^{\frac{1}{2}} u(\theta) = \sum_{n \in \mathbb{Z}} |n| \hat{u}(n) e^{in\theta}. \quad (124)$$

For $u \in L^1(S^1)$ we can define $(-\Delta)^{\frac{1}{2}} u \in \mathcal{D}'(S^1)$ as distribution as

$$\langle (-\Delta)^{\frac{1}{2}} u, \varphi \rangle := \int_{S^1} u(-\Delta)^{\frac{1}{2}} \varphi d\theta, \quad \varphi \in C^\infty(S^1). \quad (125)$$

Notice that $\varphi \in C^\infty(S^1)$ implies that $(-\Delta)^{\frac{1}{2}} \varphi \in C^\infty(S^1)$ (here $(-\Delta)^{\frac{1}{2}} \varphi$ is defined as in (124)). In fact, given $\varphi \in L^1(S^1)$, we have $\varphi \in C^\infty(S^1)$ if and only if $\hat{\varphi}(n) = o(|n|^{-k})$ for every $k \geq 0$.

We can also give a definition of $(-\Delta)^{\frac{1}{2}} u$ in terms of harmonic extensions. If $u \in L^1(S^1)$, let $\tilde{u}(r, \theta)$ be its harmonic extension in D^2 , explicitly given by the Poisson formula

$$\tilde{u}(r, \theta) = \frac{1}{2\pi} \int_0^{2\pi} P(r, \theta - t) u(t) dt, \quad P(r, \theta) = \sum_{n \in \mathbb{Z}} r^{|n|} e^{in\theta} = \frac{1 - r^2}{1 - 2r \cos \theta + r^2} \quad (126)$$

Then one can define (using polar coordinates)

$$(-\Delta)^{\frac{1}{2}} u = \left. \frac{\partial \tilde{u}}{\partial r} \right|_{r=1} \quad \text{in } \mathcal{D}'(S^1) \quad (127)$$

where the distribution $\left. \frac{\partial \tilde{u}}{\partial r} \right|_{r=1}$ is defined as

$$\left\langle \left. \frac{\partial \tilde{u}}{\partial r} \right|_{r=1}, \varphi \right\rangle := \int_{S^1} u \left. \frac{\partial \tilde{\varphi}}{\partial r} \right|_{r=1} d\theta,$$

where $\varphi \in C^\infty(S^1)$ and $\tilde{\varphi}$ is the harmonic extension of φ in D^2 .

Notice that if $u \in C^\infty(S^1)$ the equivalence of (124), (125) and in fact (127) is elementary, and (127) holds pointwise. For instance the equivalence of (124) and (127) follows at once from

$$\tilde{u}(r, \theta) = \sum_{n \in \mathbb{Z}} \hat{u}(n) r^{|n|} e^{in\theta}.$$

Proposition A.1 *The definitions (125) and (127) are equivalent.*

Proof. Since (127) holds pointwise for smooth functions, one has for $u \in L^1(S^1)$ and $\varphi \in C^\infty(S^1)$

$$\langle (-\Delta)^{\frac{1}{2}}u, \varphi \rangle := \int_{S^1} u(-\Delta)^{\frac{1}{2}}\varphi dx = \int_{S^1} u \frac{\partial \tilde{\varphi}}{\partial \theta} d\theta =: \left\langle \frac{\partial \tilde{u}}{\partial r} \Big|_{r=1}, \varphi \right\rangle.$$

□

For $u \in C^{1,\alpha}(S^1)$ there is also the following pointwise definition of $(-\Delta)^{\frac{1}{2}}u$:

Proposition A.2 *If $u \in C^{1,\alpha}(S^1)$ for some $\alpha \in (0, 1]$, then $(-\Delta)^{\frac{1}{2}}u \in C^{0,\alpha}(S^1)$ and*

$$(-\Delta)^{\frac{1}{2}}u(e^{i\theta}) = \frac{1}{\pi} P.V. \int_0^{2\pi} \frac{u(e^{i\theta}) - u(e^{it})}{2 - 2\cos(\theta - t)} dt, \quad (128)$$

where the principal value is well-defined because $2 - 2r \cos(\theta - t) = (\theta - t)^2 + O((\theta - t)^4)$ as $t \rightarrow \theta$.

Proof. Considering Proposition A.1 it suffices to show the equivalence of (127) and (128). Set \tilde{u} as in (126). Then

$$\begin{aligned} \frac{\partial \tilde{u}(r, \theta)}{\partial r} \Big|_{r=1} &= \lim_{r \uparrow 1} \frac{\tilde{u}(r, \theta) - u(e^{i\theta})}{r - 1} \\ &= \lim_{r \uparrow 1} \frac{1}{2\pi(r - 1)} \int_0^{2\pi} \frac{(1 - r^2)(u(e^{i\theta}) - u(e^{it}))}{1 - 2r \cos(\theta - t) + r^2} dt \\ &= \lim_{r \uparrow 1} \frac{1}{2\pi} \int_0^{2\pi} \frac{(1 + r)(u(e^{i\theta}) - u(e^{it}))}{1 - 2r \cos(\theta - t) + r^2} dt \\ &= \frac{1}{\pi} P.V. \int_0^{2\pi} \frac{u(e^{i\theta}) - u(e^{it})}{2 - 2r \cos(\theta - t)} dt. \end{aligned}$$

□

A.2 The half-Laplacian on \mathbb{R}

For $u \in \mathcal{S}$ (the Schwarz space of rapidly decaying functions) we set

$$\widehat{(-\Delta)^{\frac{1}{2}}u}(\xi) = |\xi| \hat{u}(\xi), \quad \hat{f}(\xi) := \int_{\mathbb{R}} f(x) e^{-ix\xi} dx. \quad (129)$$

One can prove that it holds (see e.g.)

$$(-\Delta)^{\frac{1}{2}}u(x) = \frac{1}{\pi} P.V. \int_{\mathbb{R}} \frac{u(x) - u(y)}{(x - y)^2} dy := \frac{1}{\pi} \lim_{\varepsilon \rightarrow 0} \int_{\mathbb{R} \setminus [-\varepsilon, \varepsilon]} \frac{u(x) - u(y)}{(x - y)^2} dy, \quad (130)$$

from which it follows that

$$\sup_{x \in \mathbb{R}} |(1+x^2)(-\Delta)^{\frac{1}{2}}\varphi(x)| < \infty, \quad \text{for every } \varphi \in \mathcal{S}.$$

Then one can set

$$L_{\frac{1}{2}}(\mathbb{R}) := \left\{ u \in L_{\text{loc}}^1(\mathbb{R}) : \int_{\mathbb{R}} \frac{|u(x)|}{1+x^2} dx < \infty \right\}, \quad (131)$$

and for every $u \in L_{\frac{1}{2}}(\mathbb{R})$ one defines the tempered distribution $(-\Delta)^{\frac{1}{2}}u$ as

$$\langle (-\Delta)^{\frac{1}{2}}u, \varphi \rangle := \int_{\mathbb{R}} u(-\Delta)^{\frac{1}{2}}\varphi dx = \int_{\mathbb{R}} u \mathcal{F}^{-1}(|\xi|\hat{\varphi}(\xi)) dx, \quad \text{for every } \varphi \in \mathcal{S}. \quad (132)$$

An alternative definition of $(-\Delta)^{\frac{1}{2}}$ can be given via the Poisson integral. For $u \in L_{\frac{1}{2}}(\mathbb{R})$ define the Poisson integral

$$\tilde{u}(x, y) := \frac{1}{\pi} \int_{\mathbb{R}} \frac{yu(y)}{(y^2 + (x-\xi)^2)} d\xi, \quad y > 0, \quad (133)$$

which is harmonic in $\mathbb{R} \times (0, \infty)$ and whose trace on $\mathbb{R} \times \{0\}$ is u . Then we have

$$(-\Delta)^{\frac{1}{2}}u = -\frac{\partial \tilde{u}}{\partial y} \Big|_{y=0}, \quad (134)$$

where the identity is pointwise if u is regular enough (for instance $C_{\text{loc}}^{1,\alpha}(\mathbb{R})$), and has to be read in the sense of distributions in general, with

$$\left\langle -\frac{\partial \tilde{u}}{\partial y} \Big|_{y=0}, \varphi \right\rangle := \left\langle u, -\frac{\partial \tilde{\varphi}}{\partial y} \Big|_{y=0} \right\rangle, \quad \varphi \in \mathcal{S}, \quad \tilde{\varphi} \text{ as in (133)}. \quad (135)$$

More precisely:

Proposition A.3 *If $u \in L_{\frac{1}{2}}(\mathbb{R}) \cap C_{\text{loc}}^{1,\alpha}((a, b))$ for some interval $(a, b) \subset \mathbb{R}$ and some $\alpha \in (0, 1)$, then the tempered distribution $(-\Delta)^{\frac{1}{2}}u$ defined in (132) coincides on the interval (a, b) with the functions given by (130) and (134). For general $u \in L_{\frac{1}{2}}(\mathbb{R})$ the definitions (132) and (134) are equivalent, where the right-hand side of (134) is defined by (135).*

Proof. Assume that $u \in L_{\frac{1}{2}}(\mathbb{R}) \cap C_{\text{loc}}^{1,\alpha}((a, b))$. Following [10] we have for $x \in (a, b)$

$$\begin{aligned} \frac{\partial \tilde{u}(x, y)}{\partial y} \Big|_{y=0} &= \lim_{y \rightarrow 0} \frac{\tilde{u}(x, y) - \tilde{u}(x, 0)}{y} \\ &= \lim_{y \rightarrow 0} \frac{1}{\pi} \int_{\mathbb{R}} \frac{u(\xi) - u(x)}{y^2 + (\xi - x)^2} d\xi \\ &= \frac{1}{\pi} P.V. \int_{\mathbb{R}} \frac{u(\xi) - u(x)}{(\xi - x)^2} d\xi, \end{aligned}$$

where the last convergence follows from dominated convergence outside $B_1(x)$ and by a Taylor expansion in a neighborhood of x . This proves the equivalence of (130) and (134). The equivalence between (130) and (132) amounts to showing that

$$\int_{\mathbb{R}} u \mathcal{F}^{-1}(|\xi| \hat{\varphi}(\xi)) dx = \frac{1}{\pi} \int_{\mathbb{R}} PV \int_{\mathbb{R}} \frac{u(x) - u(y)}{(x-y)^2} dy \varphi(x) dx, \quad (136)$$

whenever $\varphi \in \mathcal{S}$ is supported in (a, b) . When $u \in \mathcal{S}$ then the equivalence is shown e.g. in [10] (passing through the definition given in (129)). In the general case one approximate u with functions $u_k \in \mathcal{S}$ converging to u uniformly locally in (a, b) and in $L_{\frac{1}{2}}(\mathbb{R})$, as shown in Proposition 2.1.4 of [32] (in order to have convergence in (136) as $u_k \rightarrow u$, it is convenient to consider φ compactly supported first, in case (a, b) is not bounded).

The last statement follows at once by noticing that applying (134) to $\varphi \in \mathcal{S}$, one gets

$$\left\langle u, -\frac{\partial \tilde{\varphi}}{\partial y} \Big|_{y=0} \right\rangle = \langle u, (-\Delta)^{\frac{1}{2}} \varphi \rangle.$$

□

B Useful results from complex analysis

Lemma B.1 *Let $h \in C^0(\bar{D}^2, \mathbb{C})$ be holomorphic in D^2 with $h(S^1) \subset S^1$ and $0 \notin h(D^2)$. Then h is constant.*

Proof. Since h never vanishes, $\log|h|$ is well defined, harmonic and vanishes on S^1 , hence everywhere. This implies that $|h| \equiv 1$ and from the conformality of h it follows that h is constant. □

The following is a generalization of Lemma B.1.

Lemma B.2 (Burckel [6]) *Let $h \in C^0(\bar{D}^2, \mathbb{C})$ be holomorphic in D^2 with $h(S^1) \subset S^1$ and $\deg h|_{S^1} = n \geq 0$. Then h is a Blaschke product of degree n , i.e.*

$$h(z) = e^{i\theta_0} \prod_{k=1}^n \frac{z - a_k}{1 - \bar{a}_k z}, \quad a_1, \dots, a_n \in D^2, \theta_0 \in \mathbb{R}.$$

References

- [1] D.R. ADAMS, *A note on Riesz potentials*, Duke Math. J. **42** (1975), no. 4, 765–778.
- [2] K. ASTALA, T. IWANIEC, G. MARTIN, *Elliptic Equations and Quasiconformal Mappings in the Plane*, Princeton Mathematical Series, vol. 47, Princeton University Press, 2009.

- [3] R. M. BLUMENTHAL, R. K. GETTOOR, D. B. RAY, *On the distribution of first hits for the symmetric stable processes*, Trans. Amer. Math. Soc. **99** (1961), 540-554.
- [4] H. BREZIS, F. MERLE, *Uniform estimates and blow-up behaviour for solutions of $-\Delta u = V(x)e^u$ in two dimensions*, Comm. Partial Differential Equations **16** (1991), 1223-1253.
- [5] C. BUCUR, *Some observations on the Green function for the ball in the fractional Laplace framework*, preprint (2015).
- [6] R. BURCKEL, *An introduction to classical complex analysis, Vol.1*, Pure and applied mathematics, Vol. 82, Academic Press, New York, 1979.
- [7] S-Y. A. CHANG, *Non-linear Elliptic Equations in Conformal Geometry*, Zurich lecture notes in advanced mathematics, EMS (2004).
- [8] CHANG, S.-Y. A., *Conformal invariants and partial differential equations*, Bull. Amer. Math. Soc. (N.S.) **42**, 2005, 365393.
- [9] S-Y. A. CHANG, P. YANG, *On uniqueness of solutions of n -th order differential equations in conformal geometry*, Math. Res. Lett. **4** (1997), 91-102.
- [10] L. CAFFARELLI, L. SILVESTRE, *An extension problem related to the fractional Laplacian*, Comm. Partial Differential Equations **32** (2007), 12451260.
- [11] W. CHEN, C. LI, *Classification of solutions of some nonlinear elliptic equations*, Duke Math. J. **63** (3) (1991), 615-622.
- [12] F. DA LIO, *Compactness and Bubbles Analysis for 1/2-harmonic Maps*, arXiv:1210.2653, accepted in Ann Inst. Henri Poincare, Analyse non lineaire.
- [13] F. DA LIO, T. RIVIÈRE, *3-Commutators Estimates and the Regularity of 1/2-Harmonic Maps into Spheres*, APDE **4** (2011), 149-190.
- [14] F. DA LIO, T. RIVIÈRE, *Sub-criticality of non-local Schrödinger systems with antisymmetric potentials and applications to 1/2-harmonic maps*, Advances in Mathematics **227**, (2011), 1300-1348.
- [15] F. DA LIO, P. LAURAIN, T. RIVIÈRE, *Quantification analysis of linear nonlocal Schrödinger type systems and applications to fractional maps*, in preparation.
- [16] O. DRUET, F. ROBERT, *Bubbling phenomena for fourth-order four-dimensional PDEs with exponential growth*, Proc. Amer. Math. Soc **3** (2006), 897-908.
- [17] D. GILBARG, L. HÖRMANDER, *Intermediate Schauder estimates*, Archive for Rational Mechanics and Analysis **74** (1980), 297318.

- [18] D. GILBARG, N. S. TRUDINGER, *Elliptic Partial Differential Equations of Second Order*, Springer, Berlin 2001, reprint of 1998 edition.
- [19] L. GRAFAKOS, *Classical Fourier Analysis*, Springer, New York, 2008.
- [20] T. JIN, A. MAALAOUI, L. MARTINAZZI, J. XIONG, *Existence and asymptotics for solutions of a non-local Q -curvature equation in dimension three*, Calc. Var. **52** (2015) 469-488.
- [21] Y. KATZNELSON, *An introduction to harmonic analysis. Third edition*. Cambridge University Press, Cambridge, 2004.
- [22] C. KENIG, *Harmonic Analysis Techniques for second order elliptic boundary value problems*, CBMS, 83, 1994.
- [23] Y. LI, I. SHAFRIR, *Blow-up analysis for solutions of $-\Delta u = Ve^u$ in dimension 2*, Indiana Univ. Math. J. **43** (1994), 1255-1270.
- [24] C-S. LIN, *A classification of solutions of a conformally invariant fourth order equation in \mathbb{R}^n* , Comment. Math. Helv. **73** (1998), no. 2, 206-231.
- [25] A. MALCHIODI, *Compactness of solutions to some geometric fourth-order equations*, J. reine angew. Math. **594** (2006), 137-174.
- [26] L. MARTINAZZI, *Classification of solutions to the higher order Liouville's equation on \mathbb{R}^{2m}* , Math. Z. **263** (2009), 307-329.
- [27] L. MARTINAZZI, *Conformal metrics on \mathbb{R}^{2m} with constant Q -curvature*, Rend. Lincei. Mat. Appl. **19** (2008), 279-292.
- [28] L. MARTINAZZI, *Concentration-compactness phenomena in higher order Liouville's equation*, J. Funct. Anal. **256** (2009), 3743-3771
- [29] A. MONDINO, T. RIVIÈRE, *Immersed Spheres of Finite Total Curvature into Manifolds*, submitted.
- [30] R. O'NEIL, *Convolution operators and $L(p, q)$ spaces*, Duke Math. J. **30** (1963), 129-142.
- [31] T. RIVIÈRE, *Conformally Invariant Variational Problems*, arXiv:1206.2116.
- [32] L. SILVESTRE, *Regularity of the obstacle problem for a fractional power of the Laplace operator*, Comm. Pure Appl. Math. **60** (2007), 67-122.
- [33] E. M. STEIN, *Singular integrals and differentiability properties of functions*, Princeton University Press, 1970.

- [34] V. S. VLADIMIROV, *Equations of mathematical physics*, Marcel Dekker, New York (1971).
- [35] Y. IMAYOSHI, M. TANIGUCHI, *An Introduction to Teichmüller Spaces*, Springer 1992.
- [36] X. XU, *Uniqueness and non-existence theorems for conformally invariant equations*, J. Funct. Anal. **222** (2005), no. 1, 1–28.